


# Tennessee Depends on Trade with Canada and Mexico



## Supporting Jobs

269,500

Tennessee jobs supported by U.S. trade (exports and imports) with Canada and Mexico in 2023

## Opening Markets

\$17B

Tennessee goods and services exports to Canada and Mexico in 2024

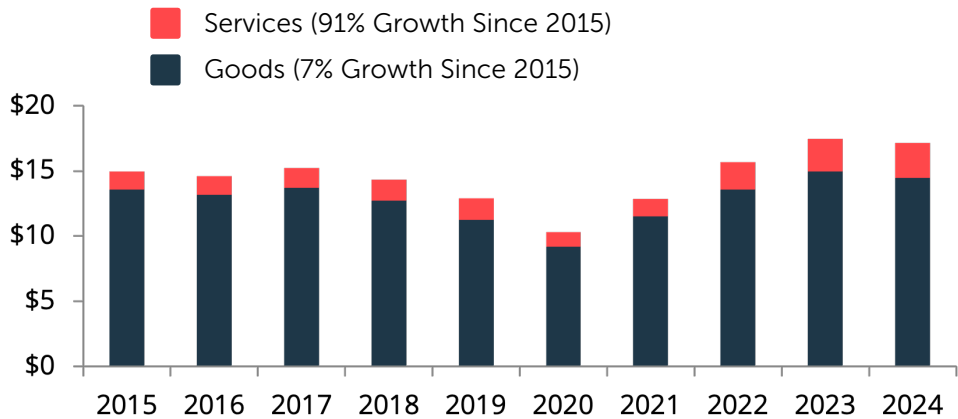
## Adding Value

53%

Share of Tennessee imports from Canada and Mexico used as inputs by U.S. producers in 2024

## Boosting Goods & Services Exports

Tennessee Exports to Canada and Mexico, Billion Dollars



### Services

\$2.7 Billion in 2024



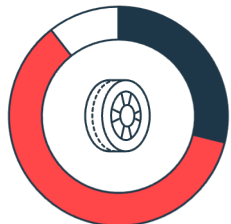
### Goods

\$14 Billion in 2024

## Sustaining Industry Growth

Share of Tennessee Exports Globally to Canada and Mexico for Select Sectors, 2024

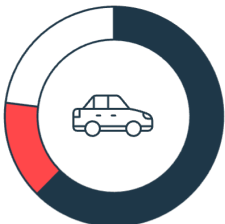
### Rubber Products



89%

(\$507 million)

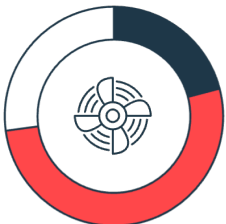
### Motor Vehicles



77%

(\$2.0 billion)

### Engines & Turbines



73%

(\$789 million)