

Oregon Depends on Trade with Canada and Mexico



Supporting Jobs

169,100

Oregon jobs supported by U.S. trade (exports and imports) with Canada and Mexico in 2023

Opening Markets

\$11B

Oregon goods and services exports to Canada and Mexico in 2024

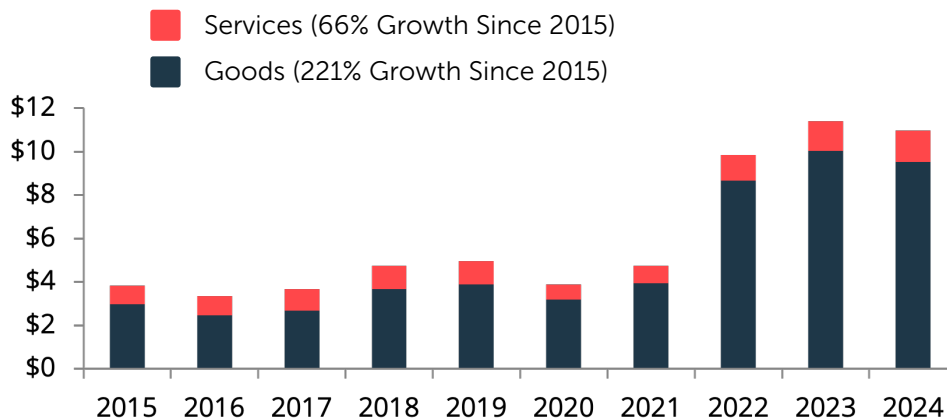
Adding Value

84%

Share of Oregon imports from Canada and Mexico used as inputs by U.S. producers in 2024

Boosting Goods & Services Exports

Oregon Exports to Canada and Mexico, Billion Dollars



Services

\$1.4 Billion in 2024



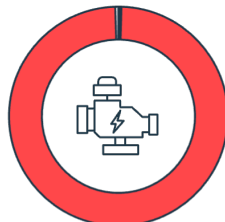
Goods

\$9.5 Billion in 2024

Sustaining Industry Growth

Share of Oregon Exports Globally to Canada and Mexico for Select Sectors, 2024

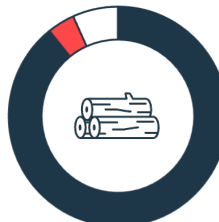
Motor Vehicle Parts



100%

(\$3.5 billion)

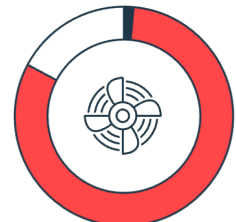
Veneer, Plywood & Engineered Wood



93%

(\$197 million)

Engines & Turbines



83%

(\$1.0 billion)