

# Ohio Depends on Trade with Canada and Mexico



## Supporting Jobs

**423,400**

Ohio jobs supported by U.S. trade (exports and imports) with Canada and Mexico in 2023

## Opening Markets

**\$33B**

Ohio goods and services exports to Canada and Mexico in 2024

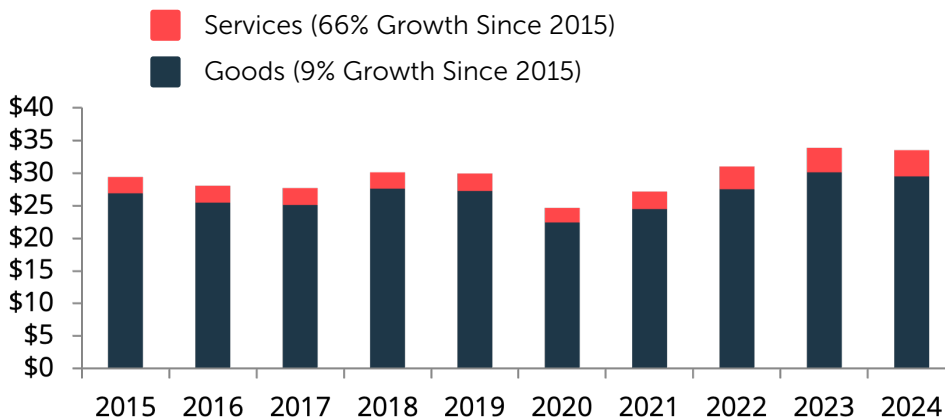
## Adding Value

**86%**

Share of Ohio imports from Canada and Mexico used as inputs by U.S. producers in 2024

## Boosting Goods & Services Exports

Ohio Exports to Canada and Mexico, Billion Dollars



### Services

\$4 Billion in 2024



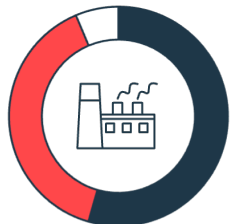
### Goods

\$29 Billion in 2024

## Sustaining Industry Growth

Share of Ohio Exports Globally to Canada and Mexico for Select Sectors, 2024

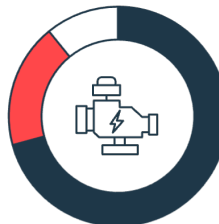
### Iron, Steel & Ferroalloys



**94%**

(\$1.7 billion)

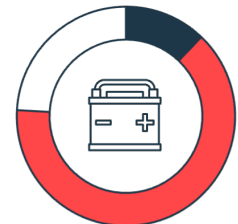
### Motor Vehicle Parts



**89%**

(\$4.6 billion)

### Electrical Equipment & Components



**76%**

(\$1.4 billion)