

# Nebraska Depends on Trade with Canada and Mexico



## Supporting Jobs

85,800

Nebraska jobs supported by U.S. trade (exports and imports) with Canada and Mexico in 2023

## Opening Markets

\$3.9B

Nebraska goods and services exports to Canada and Mexico in 2024

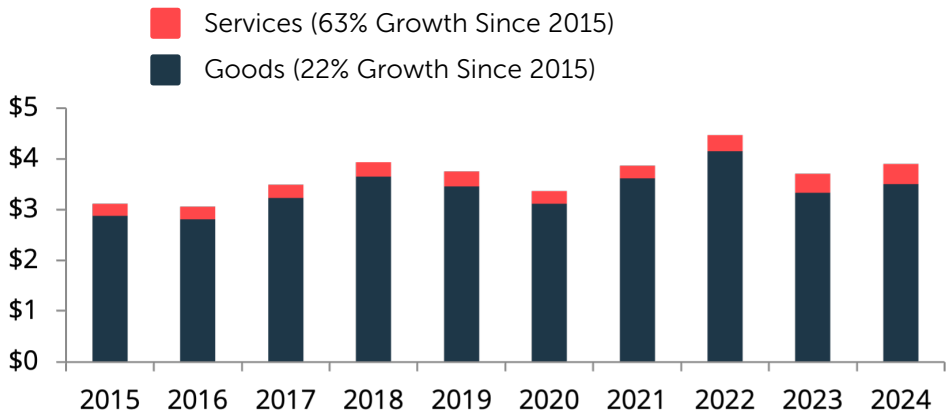
## Adding Value

72%

Share of Nebraska imports from Canada and Mexico used as inputs by U.S. producers in 2024

## Boosting Goods & Services Exports

Nebraska Exports to Canada and Mexico, Billion Dollars



### Services

\$400 Million in 2024



### Goods

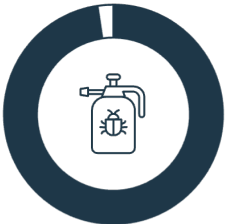
\$3.5 Billion in 2024

## Sustaining Industry Growth

Share of Nebraska Exports Globally to Canada and Mexico for Select Sectors, 2024

- Mexico
- Canada
- Rest of World

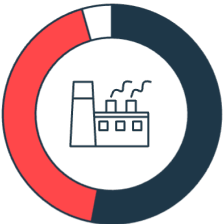
### Pesticides & Fertilizers



98%

(\$48 million)

### Iron, Steel & Ferroalloys



96%

(\$87 million)

### Preserves & Specialty Foods



90%

(\$33 million)