

Maryland Depends on Trade with Canada and Mexico



Supporting Jobs

272,000

Maryland jobs supported by U.S. trade (exports and imports) with Canada and Mexico in 2023

Opening Markets

\$4.9B

Maryland goods and services exports to Canada and Mexico in 2024

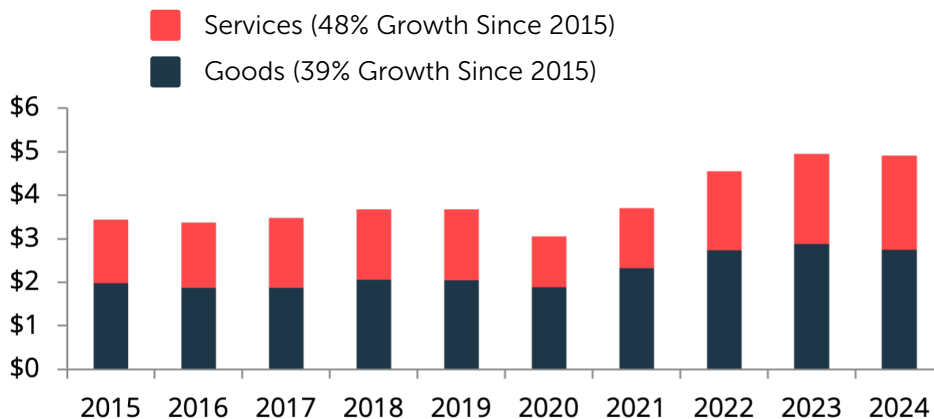
Adding Value

39%

Share of Maryland imports from Canada and Mexico used as inputs by U.S. producers in 2024

Boosting Goods & Services Exports

Maryland Exports to Canada and Mexico, Billion Dollars



Services

\$2.2 Billion in 2024




Goods

\$2.8 Billion in 2024

Sustaining Industry Growth

Share of Maryland Exports Globally to Canada and Mexico for Select Sectors, 2024

Agriculture & Construction Machinery



95%

(\$521 million)

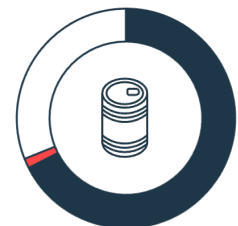
Pulp & Paperboard Mill Products



84%

(\$91 million)

Aluminum



69%

(\$44 million)