

# Kentucky Depends on Trade with Canada and Mexico



## Supporting Jobs

**142,700**

Kentucky jobs supported by U.S. trade (exports and imports) with Canada and Mexico in 2023

## Opening Markets

**\$14B**

Kentucky goods and services exports to Canada and Mexico in 2024

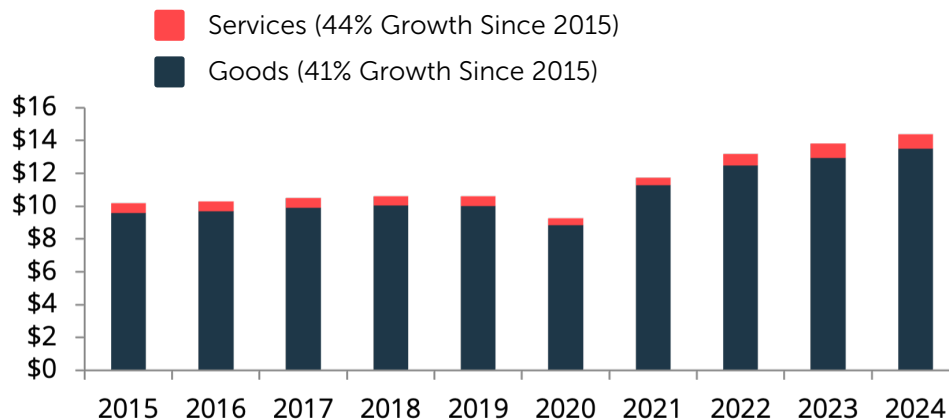
## Adding Value

**86%**

Share of Kentucky imports from Canada and Mexico used as inputs by U.S. producers in 2024

## Boosting Goods & Services Exports

Kentucky Exports to Canada and Mexico, Billion Dollars



### Services

\$892 Million in 2024



### Goods

\$14 Billion in 2024

## Sustaining Industry Growth

Share of Kentucky Exports Globally to Canada and Mexico for Select Sectors, 2024

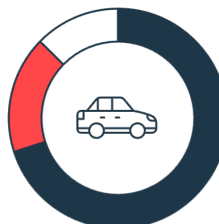
### Iron, Steel & Ferroalloys



**87%**

(\$409 million)

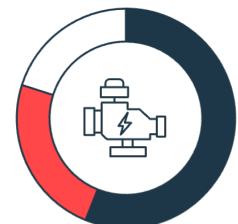
### Motor Vehicles



**87%**

(\$3.8 billion)

### Motor Vehicle Parts



**80%**

(\$1.6 billion)