

# Georgia Depends on Trade with Canada and Mexico



## Supporting Jobs

**454,100**

Georgia jobs supported by U.S. trade (exports and imports) with Canada and Mexico in 2023

## Opening Markets

**\$18B**

Georgia goods and services exports to Canada and Mexico in 2024

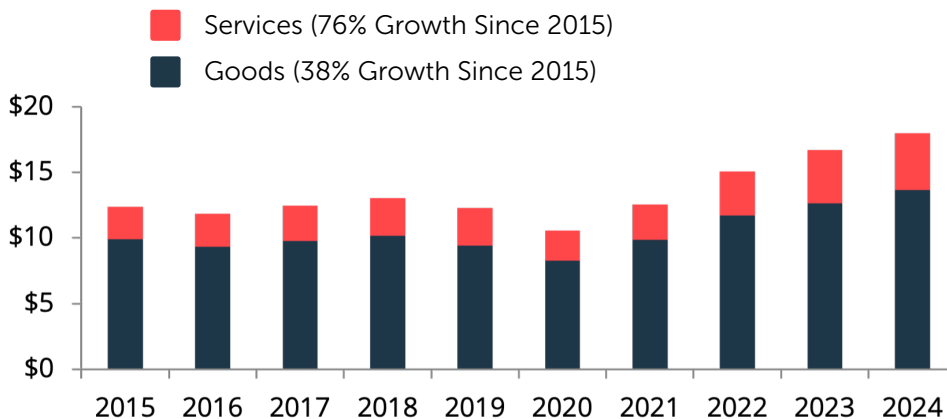
## Adding Value

**61%**

Share of Georgia imports from Canada and Mexico used as inputs by U.S. producers in 2024

## Boosting Goods & Services Exports

Georgia Exports to Canada and Mexico, Billion Dollars



### Services

\$4.3 Billion in 2024




### Goods

\$14 Billion in 2024

## Sustaining Industry Growth

Share of Georgia Exports Globally to Canada and Mexico for Select Sectors, 2024

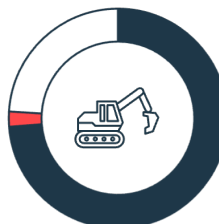
### Electric Lighting Equipment



**84%**

(\$144 million)

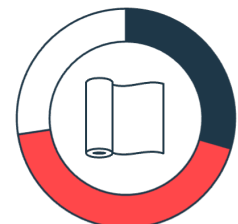
### Agriculture & Construction Machinery



**76%**

(\$820 million)

### Fabrics



**73%**

(\$241 million)