


# Colorado Depends on Trade with Canada and Mexico



## Supporting Jobs

275,000

Colorado jobs supported by U.S. trade (exports and imports) with Canada and Mexico in 2023

## Opening Markets

\$6.2B

Colorado goods and services exports to Canada and Mexico in 2024

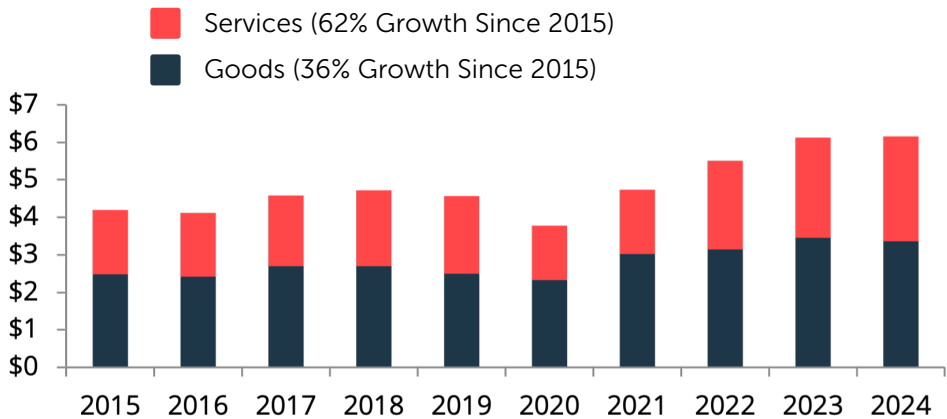
## Adding Value

86%

Share of Colorado imports from Canada and Mexico used as inputs by U.S. producers in 2024

## Boosting Goods & Services Exports

Colorado Exports to Canada and Mexico, Billion Dollars



### Services

\$2.8 Billion in 2024



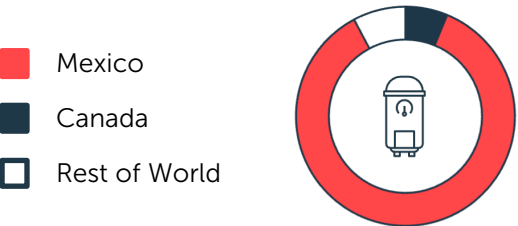
### Goods

\$3.4 Billion in 2024

## Sustaining Industry Growth

Share of Colorado Exports Globally to Canada and Mexico for Select Sectors, 2024

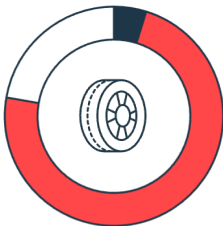
### Boilers, Tanks & Containers



92%

(\$260 million)

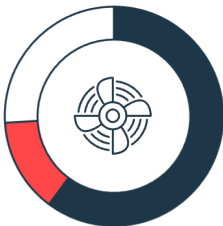
### Rubber Products



78%

(\$77 million)

### Engines & Turbines



74%

(\$152 million)