

# Arizona Depends on Trade with Canada and Mexico



## Supporting Jobs

286,600

Arizona jobs supported by U.S. trade (exports and imports) with Canada and Mexico in 2023

## Opening Markets

\$14B

Arizona goods and services exports to Canada and Mexico in 2024

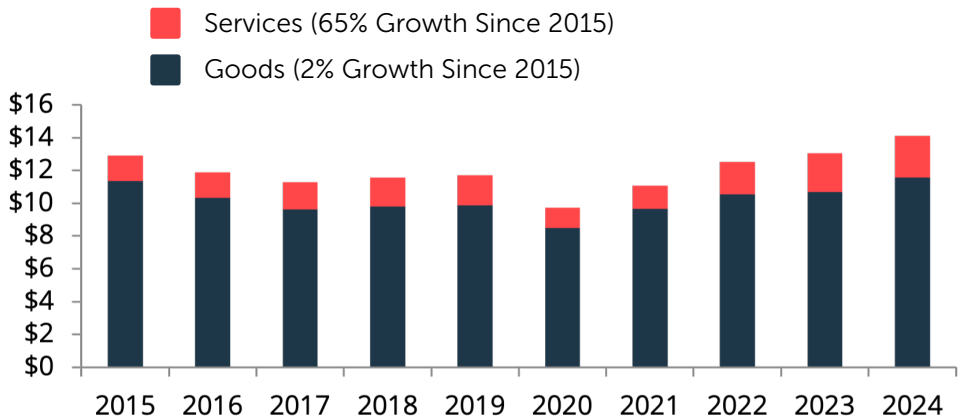
## Adding Value

58%

Share of Arizona imports from Canada and Mexico used as inputs by U.S. producers in 2024

## Boosting Goods & Services Exports

Arizona Exports to Canada and Mexico, Billion Dollars



### Services

\$2.5 Billion in 2024



### Goods

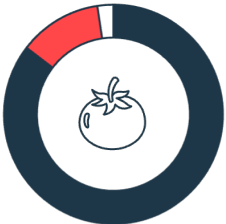
\$12 Billion in 2024

## Sustaining Industry Growth

Share of Arizona Exports Globally to Canada and Mexico for Select Sectors, 2024

### Vegetables & Melons

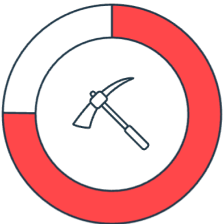
- Mexico
- Canada
- Rest of World



98%

(\$496 million)

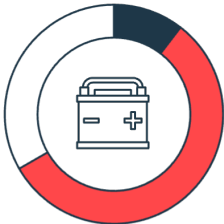
### Metal Ores



75%

(\$1.7 billion)

### Electrical Equipment & Components



67%

(\$701 million)