



kirei ECHOLINE®

SANTA FE PANELS

Etched Acoustic Panels

Bring the heat for style and sound control with Santa Fe Panels. Deliver desert style inspired looks that are as hot as their namesake. Make your project a scorcher with beautiful beveled grooves that tell a story without making a sound.

Product shown: Santa Fe Panels in Frost

Specs

Style	Standard (LxH)	Thickness	Weight	SF/Unit
12mm Panel	46" x 108"	0.47"	19 lbs	34.5
24mm Panel	46" x 108"	0.94"	22 lbs	34.5

All specs refer to singular products and not multiples unless specified. Due to the nature of the material, cutting and fabrication process, minor dimensional variances may occur. If ordering in 24mm thickness, certain designs will have to be modified to accommodate this thickness. Custom options available upon request. Panels are sold individually and ship flat.

Designer	Kirei/Michael DiTullo
Material	100% PET (60% post-consumer recycled content)
Fire Rating	ASTM E84 Class A
Custom Options	Available upon request
Lead Time	Please refer to kireiusa.com for updated lead times.
VOC Emissions	CDPH (CA 01350) Compliant TVOC: <0.5 mg/m3

*Actual lead times are determined when the project goes into production and can change based on production schedule and all quantities, color and thicknesses being in stock at time of order. See [Kirei's Product Lead Time Disclosure](#) for more information.

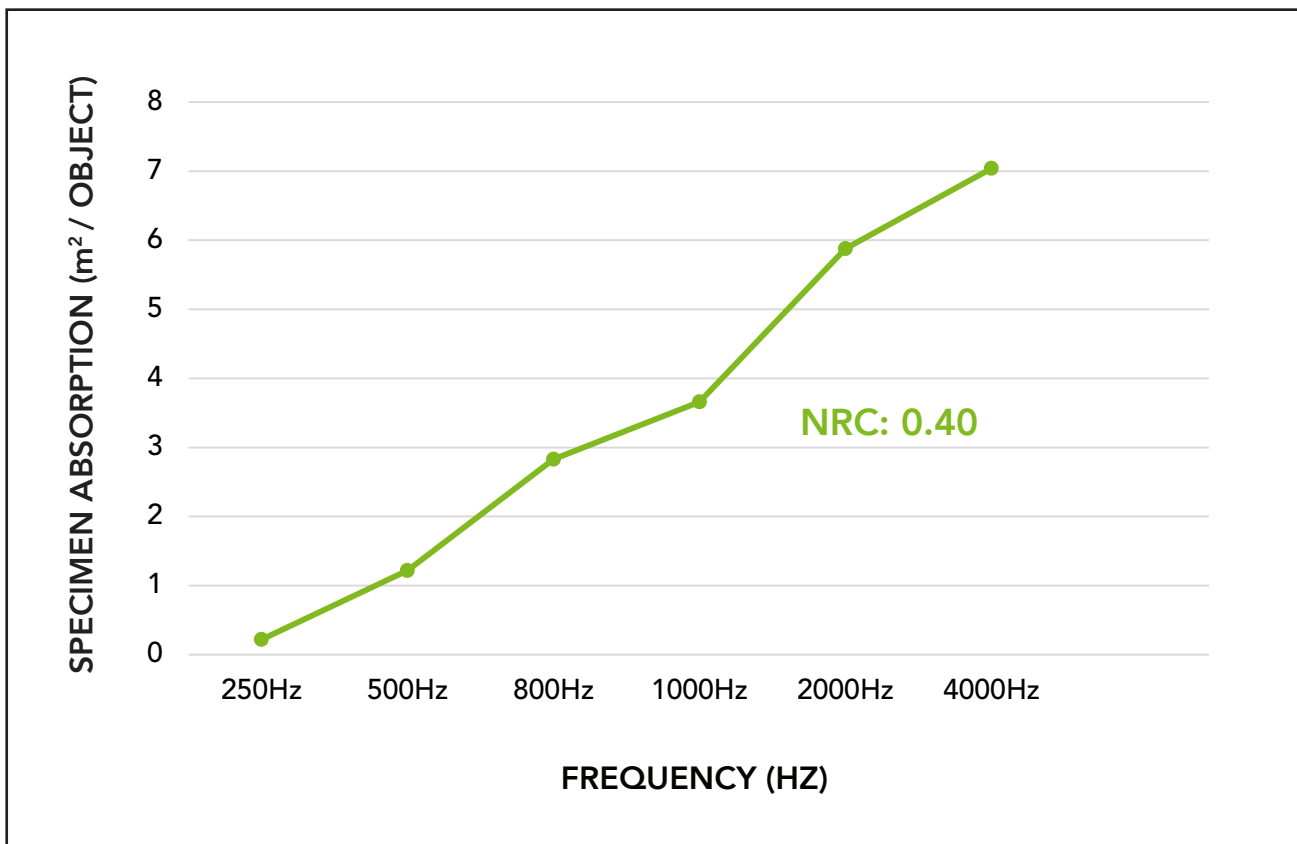


Acoustic Data

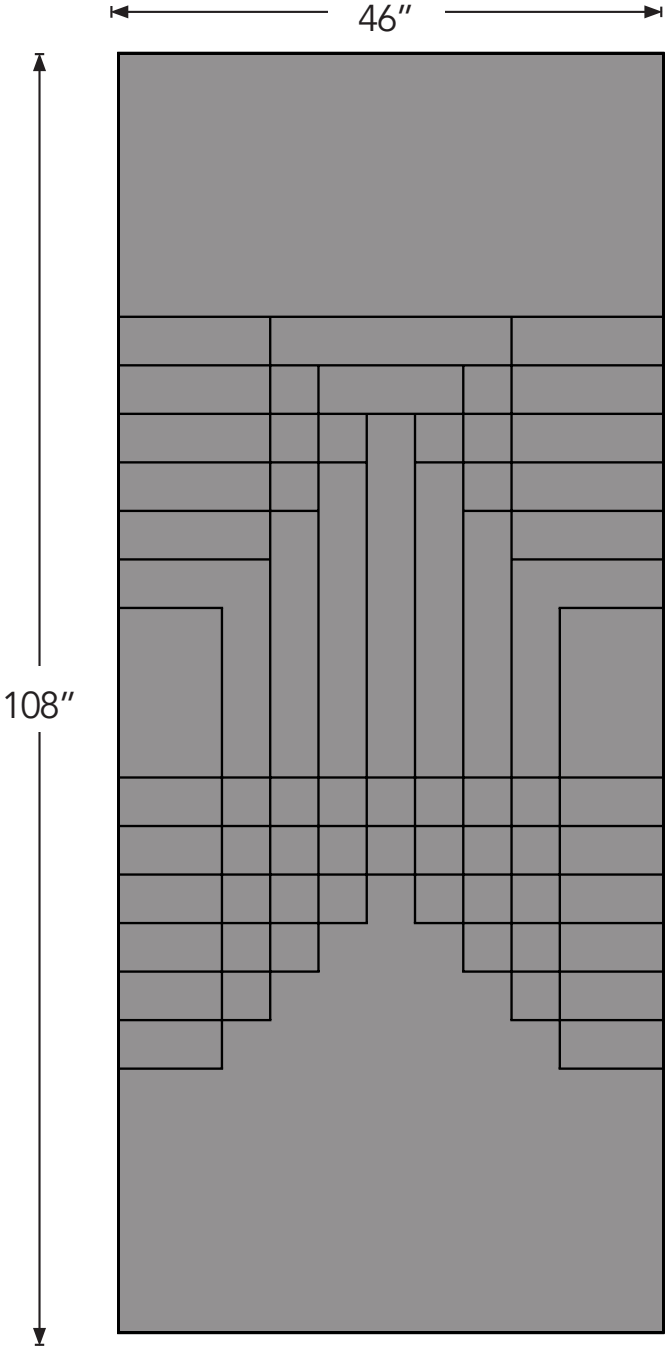
Sound Absorption Groovy 3.0 Panels

Frequency	250Hz	500Hz	800Hz	1000Hz	2000Hz	4000Hz	NRC
m ² /Object	0.22	1.22	2.83	3.66	5.88	7.04	0.40

Acoustic data is measured in Sabins per Groovy 3.0 panel.



Product Dimensions



Santa Fe

 Note: Pattern has 30° V-cuts that are 7.5mm in depth.

Available Colors



Color variation between dye lots is a natural characteristic of recycled PET felt due to the manufacturing process. Slight differences between samples and finished product may occur.


Installation

When mounting, use standard construction adhesives (e.g. Liquid Nails/Titebond - NOT PVA glue). Clean and prepare surface per adhesive guidelines. Spread adhesive evenly on panel back, leaving 2" space at edges. Adhere to wall surface, providing bracing to hold material against surface per adhesive open time/instructions. For more information, see the [Etched Panels Installation Guide](#).


Custom Printing with Kirei Ink

Santa Fe Panels can be custom printed in house with Kirei Ink. We would love to work with you to print your own custom color, pattern, graphic or material. Reach out and our team will be ready to assist!


Please note: Kirei requires written permission from the copyright holder in order to reproduce any copyrighted work. Professional photographs cannot be reproduced without written permission from the photographer.



Product shown: Santa Fe Panels in Duck Egg with Kirei Ink (Custom Print)



Product shown: Santa Fe Panels in Ochre with Kirei Ink (Custom Print)



Product shown: Santa Fe Panels in Ochre with Kirei Ink (Custom Print)



Product shown: Santa Fe Panels in Ochre

kirei

Learn more and request your free sample:

619.236.9924 | sales@kireiusa.com

kireiusa.com