



kirei

HENGE PANELS

Textural Acoustic Panels

Inspired by musical notes on sheet music, Kirei Henge is a truly unique PET panel product. Its innovative construction creates gently raised repeated forms that capture light, shadow, and sound to create a distinctive textural experience on walls. Available in over 30 recycled PET colors, with the option for Kirei Ink printing, Henge comes in a full panel size at 108" x 46" ensuring fast and simple installation.

Product shown: Henge Panels in Ivy

Specs

Style	Standard (LxH)	Panel Thickness	Weight	SF/Panel
Panel	46" x 108"	.83"	18lbs	34.5ft ²

All specs refer to singular products and not multiples unless specified. Due to the nature of the material, cutting and fabrication process, minor dimensional variances may occur.

Designer Kirei/Michael DiTullo

Material 100% PET (60% post-consumer recycled content)

Fire Rating ASTM E84 Class A

Custom Options Available upon request

Lead Time Please refer to kireiusa.com for updated lead times.

VOC Emissions CDPH (CA 01350) Compliant
TVOC: <0.5 mg/m³



Declare.



*Actual lead times are determined when the project goes into production and can change based on production schedule and all quantities, color and thicknesses being in stock at time of order. See [Kirei's Product Lead Time Disclosure](#) for more information.

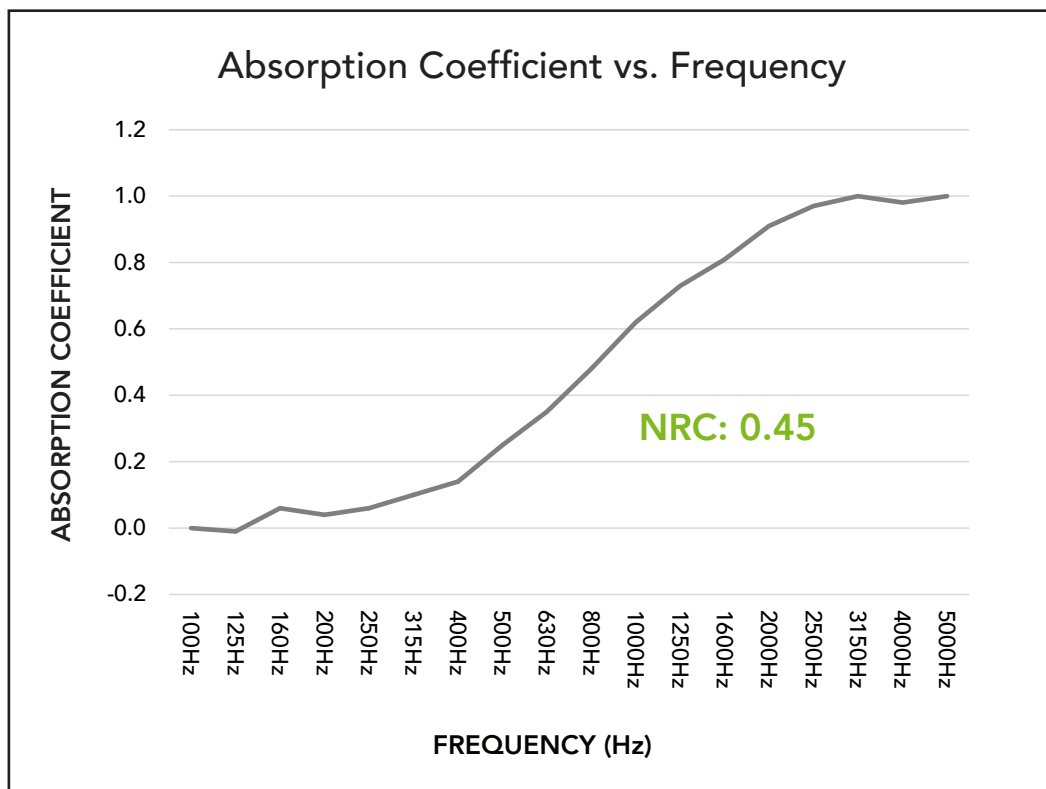


Acoustic Data

Henge Panel Sound Absorption

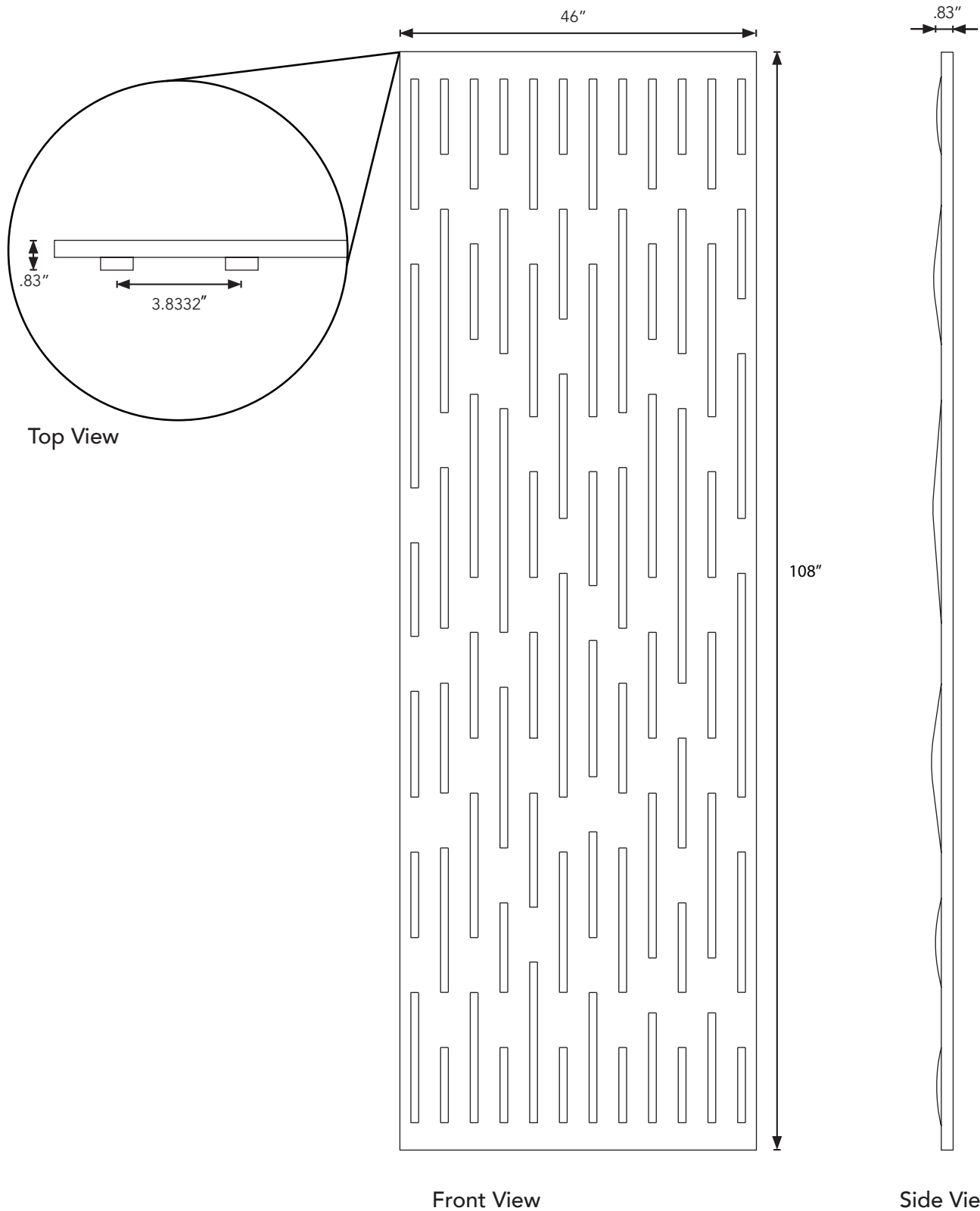
Frequency	125Hz	250Hz	500Hz	1000Hz	2000Hz	4000Hz	NRC	SAA
Abs. Coeff (No Air Gap)	-0.01	0.06	0.25	0.62	0.91	0.98	0.45	0.46

Acoustic data is measured in Absorption Coefficient per square foot of material. For more information, see the [full acoustic test](#).



Product Dimensions

Henge Panel



Available Colors



Color variation between dye lots is a natural characteristic of recycled PET felt due to the manufacturing process. Slight differences between samples and finished product may occur.

Installation

When mounting, use standard construction adhesives (e.g. Liquid Nails/Titebond - NOT PVA glue). Clean and prepare surface per adhesive guidelines. Spread adhesive evenly on panel back, leaving 2" space at edges. Adhere to wall surface, providing bracing to hold material against surface per adhesive open time/instructions. For more information, see the [Henge Panels Installation Guide](#).

Custom Printing with Kirei Ink

Henge Panels can be custom printed in house with Kirei Ink. We would love to work with you to print your own custom color, pattern, graphic or material. Reach out and our team will be ready to assist!


Please note: Kirei requires written permission from the copyright holder in order to reproduce any copyrighted work. Professional photographs cannot be reproduced without written permission from the photographer.



Product shown: Henge Panels in Kirei Ink (Dark Walnut on Mushroom)



Product shown: Henge Panels in Ivy



Product shown: Henge Panels in Kirei Ink (Dark Walnut on Mushroom)



Product shown: Henge Panels in Ivy

kirei

Learn more and request your free sample:

619.236.9924 | sales@kireiusa.com

kireiusa.com