



kirei

FINS

Acoustic Wall and Ceiling System

Create radical sound-absorbing feature walls with Fins, a modular slab-and-fin system made from 12mm thick recycled PET panels. Crafted by iconic designer Michael DiTullo to tune out the noise and turn up the funky design, Fins deliver a tactile wall experience ideal for spaces in need of low profile, high absorption acoustic design.

Product shown: Pulse Fins in Pacific

Specs

Style	Standard (LxH)	Depth	Weight/Box	Qty/Box	SF/Box
Level	≈ 29" x 108"	2"	20 lbs	10	21.75
Pulse	≈ 29" x 108"	1.5-2.75"	20 lbs	10	21.75
Wave	≈ 29" x 108"	2"	18 lbs	10	21.75

A box comes with 10 fins and 10 slabs. When fins and slabs are assembled, the product measures ≈ 29 in. (length). All specs refer to singular products and not multiples unless specified. Due to the nature of the material, cutting and fabrication process, minor dimensional variances may occur.

Designer	Kirei
Material Thickness	12mm
Material	100% PET (60% post-consumer recycled content)
Fire Rating	ASTM E84 Class A
Custom Options	Available upon request
Lead Time	Please refer to kireiusa.com for updated lead times.
VOC Emissions	CDPH (CA 01350) Compliant TVOC: <0.5 mg/m3

*Actual lead times are determined when the project goes into production and can change based on production schedule and all quantities, color and thicknesses being in stock at time of order. See [Kirei's Product Lead Time Disclosure](#) for more information.

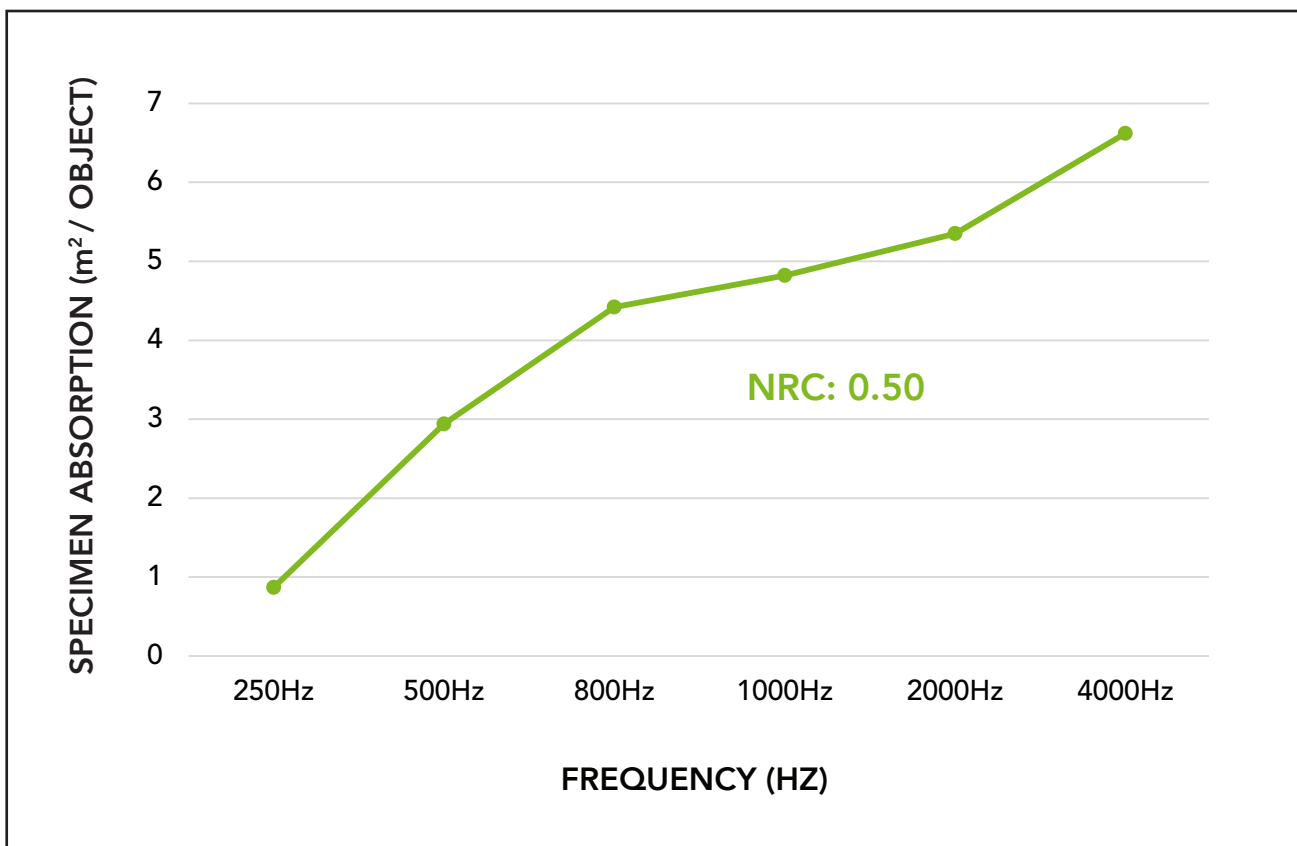


Acoustic Data


Sound Absorption

Frequency	250Hz	500Hz	800Hz	1000Hz	2000Hz	4000Hz	NRC
m ² /Object	0.87	2.94	4.42	4.82	5.35	6.62	0.50

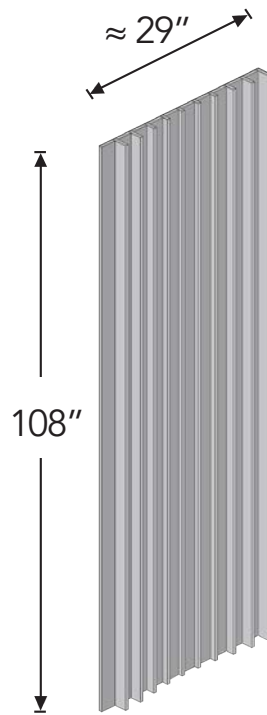
Acoustic data is measured in Sabins per Fin system.



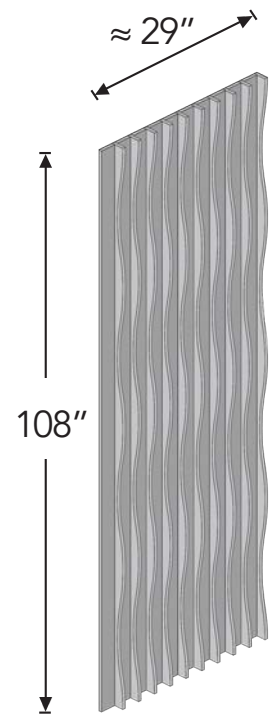
Product Dimensions



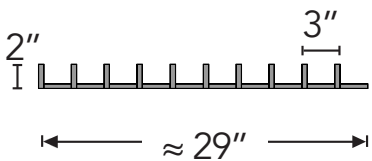
Level



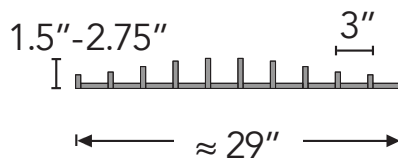
Pulse



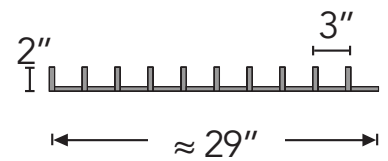
Wave



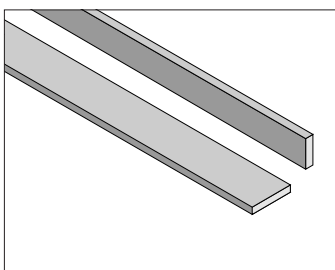
Level Side View



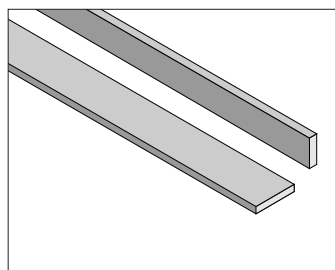
Pulse Side View



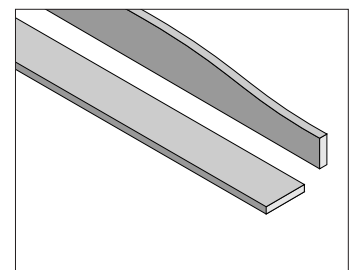
Wave Side View



Level Fin View



Pulse Fin View



Wave Fin View

Available Colors



Color variation between dye lots is a natural characteristic of recycled PET felt due to the manufacturing process. Slight differences between samples and finished product may occur.

Installation

When mounting, use standard construction adhesives (e.g. Liquid Nails/Titebond - NOT PVA glue). Clean and prepare surface per adhesive guidelines. Spread adhesive evenly on panel back. Adhere to wall surface, providing bracing to hold material against surface per adhesive open time/instructions. For more information, see the [Fins Installation Guide](#).

Custom Printing with Kirei Ink

Fins can be custom printed in house with Kirei Ink. We would love to work with you to print your own custom color, pattern, graphic or material. Reach out and our team will be ready to assist!

Please note: Kirei requires written permission from the copyright holder in order to reproduce any copyrighted work. Professional photographs cannot be reproduced without written permission from the photographer.



Product shown: Level Fins in Kirei Ink (Dark Walnut)




Product shown: Level Fins in Vineyard




Product shown: Wave Fins in Jade



Product shown: Pulse Fins in Coronet




Product shown: Level Fins Custom Logo in Orchid



Product shown: Level Fins with Curved Wall Installation in Blush



Product shown: Level Fins with Wall and Ceiling Installation in Coronet



Product shown: Level Fins in Grey and Wine



Product shown: Fins Custom Traveling Peaks in Duck Egg



Product shown: Fins Custom Triangles in Lavender

kirei

Learn more and request your free sample:

619.236.9924 | sales@kireiusa.com

kireiusa.com