



kirei

DASH TILES

Acoustic Tiles

Deliciously simple, deceptively complex. The Dash Tile allows you to mix and match placement and pigments to create walls that recede into the background or pop out like never before. Pick complementary colors and prints for the two different layers to add visual power to the acoustic performance. Dash Tile's 11.5" x 11.5" size allows it to play nicely with both Texture and Sync Tiles so you can give every room a dash of delight.

Product shown: Dash Tiles in Orchid

Specs

Style	Standard (LxW)	Thickness	Weight/Box	Qty/Box	SF/Box
Dash Tile	11.5" x 11.5"	0.94"	8 lbs	12	11.02

All specs refer to singular products and not multiples unless specified. Due to the nature of the material, cutting and fabrication process, minor dimensional variances may occur. Custom options available upon request.

Designer	Kirei
Material	100% PET (60% post-consumer recycled content)
Fire Rating	ASTM E84 Class A
Custom Options	Available upon request
Lead Time	Please refer to kireiusa.com for updated lead times.
VOC Emissions	CDPH (CA 01350) Compliant TVOC: <0.5 mg/m ³

*Actual lead times are determined when the project goes into production and can change based on production schedule and all quantities, color and thicknesses being in stock at time of order. See [Kirei's Product Lead Time Disclosure](#) for more information.

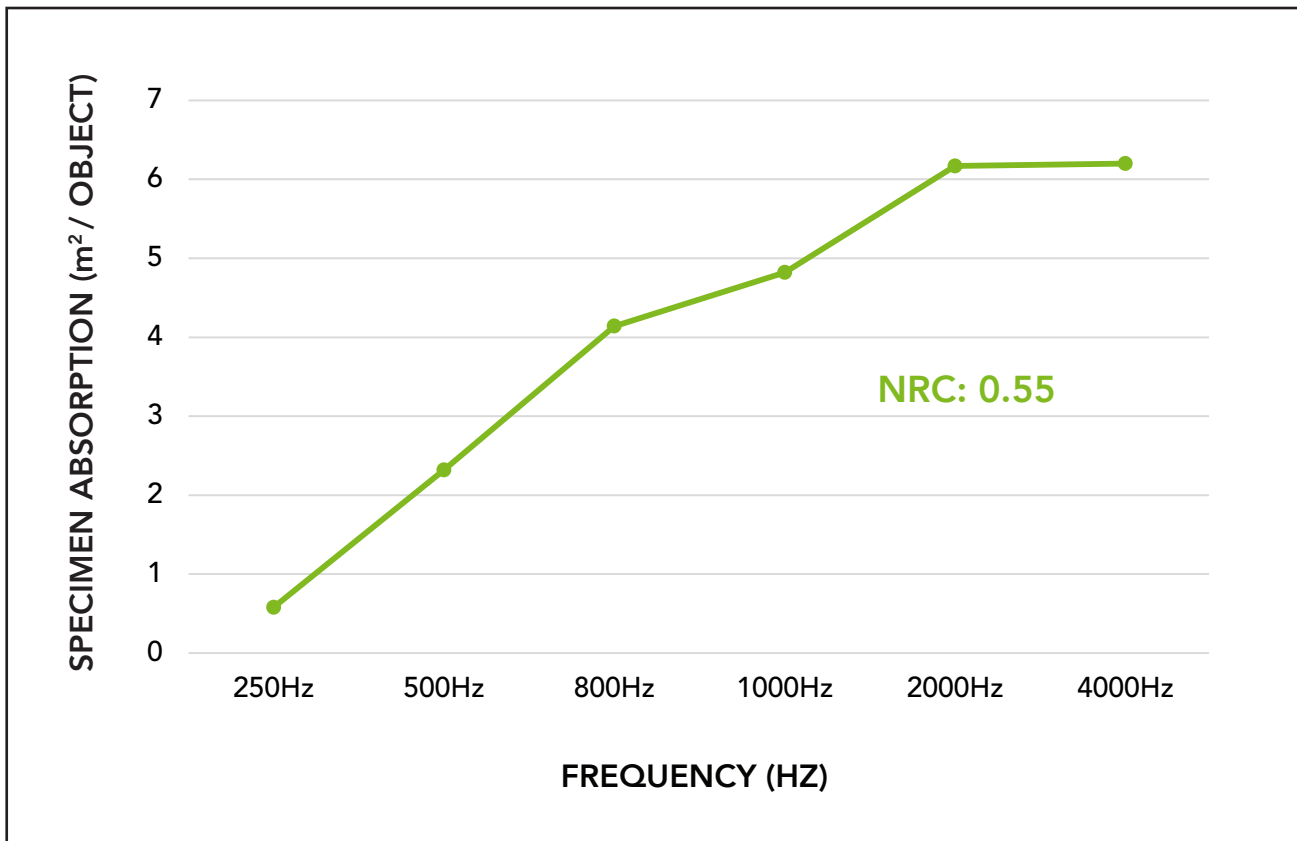


Acoustic Data


Sound Absorption

Frequency	250Hz	500Hz	800Hz	1000Hz	2000Hz	4000Hz	NRC
m ² /Object	0.58	2.32	4.14	4.82	6.17	6.20	0.55

Acoustic data is measured in Sabins per Dash Tile.



Product Dimensions



Dash Tile



Side View

Available Colors



Color variation between dye lots is a natural characteristic of recycled PET felt due to the manufacturing process. Slight differences between samples and finished product may occur.

Installation

When mounting, use standard construction adhesives (e.g. Liquid Nails/Titebond - NOT PVA glue). Clean and prepare surface per adhesive guidelines. Spread adhesive evenly on the back of the tile, leaving room at the edges for glue to spread. After applying adhesive, mount tiles per layout and maintain even pressure per adhesive manufacturer instructions. Clean any excess adhesive. For more information, see the [Dash Tiles Installation Guide](#).

Custom Printing with Kirei Ink

Dash Tiles can be custom printed in house with Kirei Ink. Deliver endless customization possibilities from the natural beauty of botanicals to subtle or striking stonework. Pick from more than 50 prints over Kirei Ink's four collections or print your own custom color, pattern, graphic or material. We would love to work with you. Reach out and our team will be ready to assist!

Please note: Kirei requires written permission from the copyright holder in order to reproduce any copyrighted work. Professional photographs cannot be reproduced without written permission from the photographer. Keep in mind printing is not on the edges of the fully assembled product.




Product shown: Dash Tiles in Frost with Kirei Ink (Grasscloth)




Product shown: Dash Tiles in Frost and Jade



Product shown: Dash Tiles in Wine



Product shown: Dash Tiles in Pebble



Product shown: Dash Tiles in Pebble



Product shown: Dash & Texture Tiles in Orchid) and Pebble

kirei

Learn more and request your free sample:

619.236.9924 | sales@kireiusa.com

kireiusa.com