



kirei

CYPHER PANELS

Layered Acoustic Panels

Crack the code to acoustic bliss. Deliver refined linear texture and boost sound absorption through the dual-layered design of Cypher Panels. Simple to seamlessly install, Cypher Panels utilize 98% of their source material to minimize waste while maximizing visual intrigue with over 35 available colors and the option for Kirei Ink printing.

Product shown: Cypher Panels in Cayenne

Specs

Style	Standard (LxH)	Thickness	Weight	SF/Panel
Panel	28" x 108"	.94"	18lbs	21ft ²

All specs refer to singular products and not multiples unless specified. Due to the nature of the material, cutting and fabrication process, minor dimensional variances may occur.

Designer Kirei/Michael DiTullo

Material 100% PET (60% post-consumer recycled content)

Fire Rating ASTM E84 Class A

Custom Options Available upon request

Lead Time Please refer to kireiusa.com for updated lead times.

VOC Emissions CDPH (CA 01350) Compliant
TVOC: <0.5 mg/m³



Declare.



*Actual lead times are determined when the project goes into production and can change based on production schedule and all quantities, color and thicknesses being in stock at time of order. See [Kirei's Product Lead Time Disclosure](#) for more information.

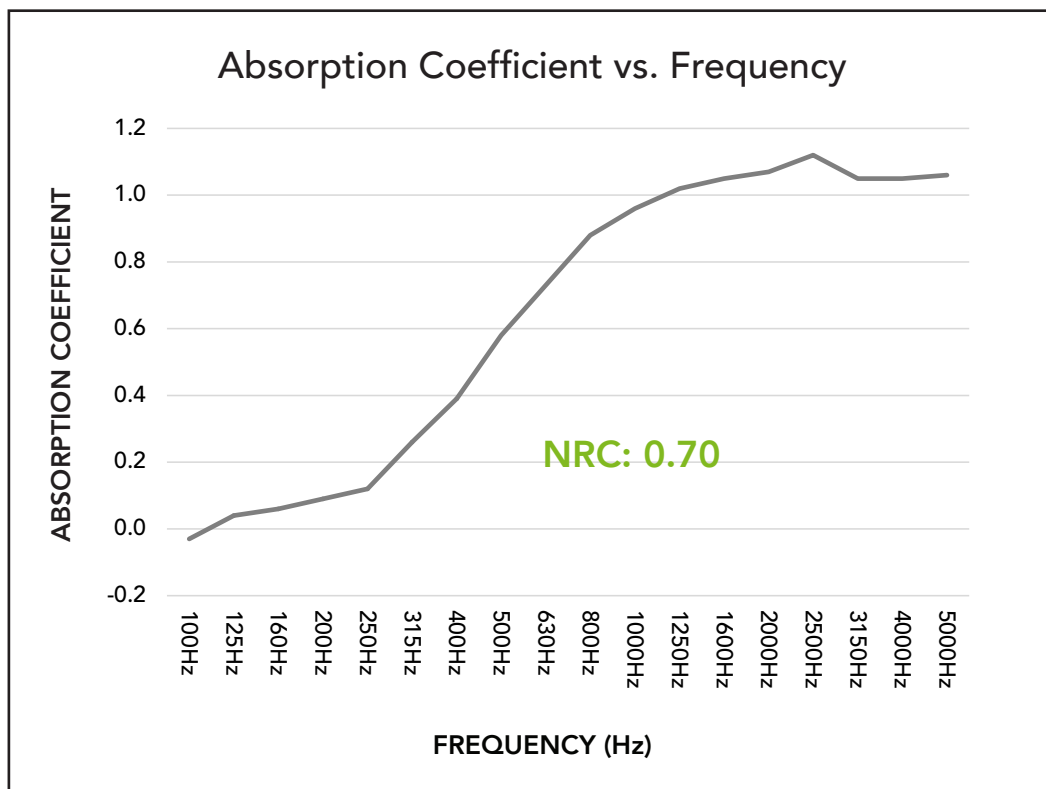


Acoustic Data

Cypher Panel Sound Absorption

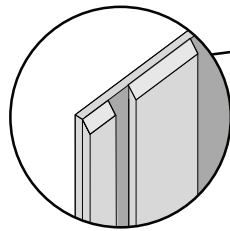
Frequency	125Hz	250Hz	500Hz	1000Hz	2000Hz	4000Hz	NRC	SAA
Abs. Coeff (No Air Gap)	0.04	0.12	0.58	0.96	1.07	1.05	0.70	0.69

Acoustic data is measured in Absorption Coefficient per square foot of material. For more information, see the [full acoustic test](#).



Product Dimensions

Cypher Panel

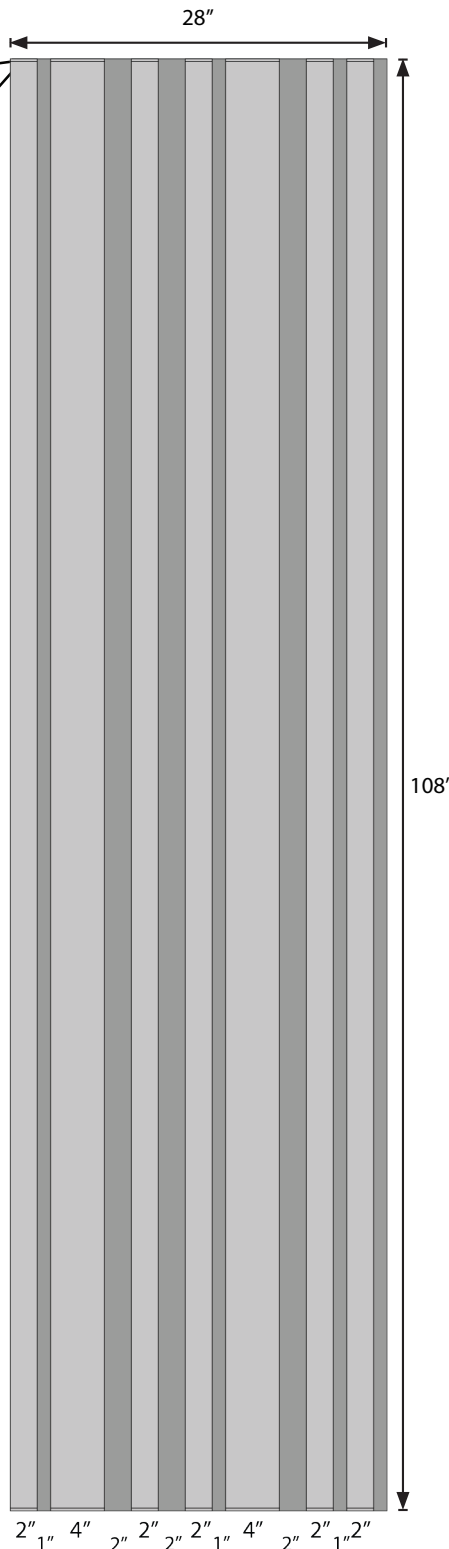


Note:
Chamfered edge detail
on top and bottom.



Bottom View

Note:
Pattern consists of:
(1) 108" x 28" backer
(5) 2" strips
(2) 4" strips



Front View



Side View

Available Colors



Color variation between dye lots is a natural characteristic of recycled PET felt due to the manufacturing process. Slight differences between samples and finished product may occur.

Installation

When mounting, use standard construction adhesives (e.g. Liquid Nails/Titebond - NOT PVA glue). Clean and prepare surface per adhesive guidelines. Spread adhesive evenly on panel back, leaving 2" space at edges. Adhere to wall surface, providing bracing to hold material against surface per adhesive open time/instructions. For more information, see the [Cypher Panels Installation Guide](#).

Custom Printing with Kirei Ink

Cypher Panels can be custom printed in house with Kirei Ink. We would love to work with you to print your own custom color, pattern, graphic or material. Reach out and our team will be ready to assist!


Please note: Kirei requires written permission from the copyright holder in order to reproduce any copyrighted work. Professional photographs cannot be reproduced without written permission from the photographer.



Product shown: Cypher Panels in Vanilla and Kirei Ink (Dark Walnut)



Product shown: Cypher Panels in Vineyard



Product shown: Cypher Panels in Smoke



Product shown: Cypher Panels in Cayenne and Dusk

kirei

Learn more and request your free sample:

619.236.9924 | sales@kireiusa.com

kireiusa.com