

625 RIVERBANK DRIVE
GENEVA, IL 60134
630-232-0104

Test Report

www.riverbankacoustics.com

FOUNDED 1918 BY
WALLACE CLEMENT SABINE

SPONSOR: **Kirei**
San Diego, CA

CONDUCTED: 2024-02-02

ON: Hyperfly Baffle - Large (6 units, one row, units spaced 12" apart)

Sound Absorption
RAL™-A24-062

Page 1 of 10

TEST METHODOLOGY

Riverbank Acoustical Laboratories™ is accredited by the U.S. Department of Commerce, National Institute of Standards and Technology (NIST) under the National Voluntary Laboratory Accreditation Program (NVLAP) as an ISO 17025:2017 Laboratory (NVLAP Lab Code: 100227-0) and for this test procedure. The test reported in this document conformed explicitly with ASTM C423-23: "Standard Test Method for Sound Absorption and Sound Absorption Coefficients by the Reverberation Room Method." The specimen mounting was performed according to ASTM E795-23: "Standard Practices for Mounting Test Specimens During Sound Absorption Tests." A description of the measurement procedure and room specifications are available upon request. The results presented in this report apply to the sample as received from the test sponsor.

INFORMATION PROVIDED BY SPONSOR

The test specimen was designated by the sponsor as Hyperfly Baffle - Large (6 units, one row, units spaced 12" apart). The following nominal product information was provided by the sponsor prior to testing. The accuracy of such sponsor-provided information can affect the validity of the test results.

Product Under Test

Product Name: Hyperfly Baffle - Large
Manufacturer: Kirei

SPECIMEN MEASUREMENTS & TEST CONDITIONS

Through a full external visual inspection performed on the test specimen, Riverbank personnel verified the following information:

Test Specimen

Product Type: Baffles constructed with fins and channels of PET felt
Two parallel channels per baffle, fins attached to channels
Thirty fins per baffle, fins perpendicular to channels
Baffle Dimensions: 6 baffles @ 165 mm (6.5 in.) by 2438 mm (96 in.) each
Baffle Depth: 254 mm (10 in.)
Felt Thickness: 12.03 mm (0.4735 in.)
Overall Weight: 21.32 kg (47 lbs)

Kirei
2024-02-02

RAL™-A24-062
Page 2 of 10

Physical Measurements (per object)

Dimensions: 0.17 m (6.5 in) wide by 2.44 m (96.0 in) long
Thickness: 0.25 m (10.0 in)
Weight: 3.55 kg (7.83 lbs)

Test Environment

Room Volume: 291.98 m³
Temperature: 21.5 °C ± 0.1 °C (Requirement: ≥ 10 °C and ≤ 5 °C change)
Relative Humidity: 57.7 % ± 2.4 % (Requirement: ≥ 40 % and ≤ 5 % change)
Barometric Pressure: 99.3 kPa (Requirement not defined)

MOUNTING METHOD

Type JV-MOD Mounting: The specimen is an array of 6 spaced sound absorbing baffles suspended from cables such that the closest face is located approximately 1346 mm (53 in.) from the horizontal test surface. This approximates the mounting method of a typical ceiling baffle installation. The baffles were evenly distributed in a single row, spaced 305 mm (12 in.) apart. The width of the installed object array was 2515 mm (99 in.) and the length of the installed baffle array was 2438 mm (96 in.). The area of extended continuous surface attributed to the object array was 7.72 m² (83.1 ft²).

Kirei
2024-02-02

RAL™-A24-062
Page 3 of 10



Figure 1 – Specimen mounted in test chamber




Figure 2 – Specimen mounted in test chamber

Kirei
2024-02-02

RAL™-A24-062
Page 4 of 10



Figure 3 – Specimen pair of channels prior to assembly into baffle




Figure 4 – Specimen fin prior to assembly into baffle

Kirei
2024-02-02

RAL™-A24-062
Page 5 of 10




Figure 5 – Detail of assembled baffle in test chamber

Kirei
2024-02-02**RAL™-A24-062**
Page 6 of 10**TEST RESULTS**

The preferred presentation of sound absorption test results for arrays of spaced objects is sound absorption (m^2) per object and total sound absorption (m^2) at each one-third-octave band

ASTM C423-23 Appendix X2 allows calculation of sound absorption per m^2 (SA/m^2) based on the projected horizontal surface area attributable to an array of objects. The extended continuous surface area used in this calculation is to be determined using the following procedure:

$S_{\text{array}} = (w + w_1) \times (l + 0.3)$ If the set of objects consists of a single row of equal sized objects with equal space between each. (ASTM E423-23 X.2.3.2)

Where:

S_{array} = area of extended continuous surface attributed to the object array, m^2

w = the measured width of the installed object array, in meters

w_1 = the distance between objects in the array along the width, in meters

l = the measured length of the object array, in meters

Note: A standard distance of 0.3 meters is added to the array length to account for the assumed area between this set of objects and an adjacent array of objects.

The sound absorption per m^2 (SA/m^2) is calculated based on the following formula:

$$\alpha_{\text{array}} = (A_2 - A_1)/S_{\text{array}}$$

Where:

α_{array} = sound absorption per m^2 (SA/m^2) of extended continuous surface, no units,

A_1 = absorption of the empty reverberation room, m^2 and

A_2 = absorption of the room after the specimen has been installed, m^2 .

S_{array} = area of extended continuous surface attributed to the test specimen, m^2

Kirei
2024-02-02

RAL™-A24-062
Page 7 of 10

TEST RESULTS (continued)

1/3 Octave Center Frequency (Hz)	Total Absorption		Absorption per Object		α_{array} (Sabins/ft ²) (SA/m ²)
	(m ²)	(Sabins)	(m ² / Object)	(Sabins / Object)	
100	1.02	10.94	0.17	1.82	0.13
** 125	0.10	1.13	0.02	0.19	0.01
160	0.38	4.06	0.06	0.68	0.05
200	0.33	3.54	0.05	0.59	0.04
** 250	0.68	7.37	0.11	1.23	0.09
315	1.74	18.76	0.29	3.13	0.23
400	2.15	23.09	0.36	3.85	0.28
** 500	3.45	37.11	0.57	6.18	0.45
630	4.31	46.34	0.72	7.72	0.56
800	5.18	55.72	0.86	9.29	0.67
** 1000	6.28	67.60	1.05	11.27	0.81
1250	7.14	76.88	1.19	12.81	0.93
1600	7.74	83.26	1.29	13.88	1.00
** 2000	8.13	87.52	1.36	14.59	1.05
2500	8.48	91.32	1.41	15.22	1.10
3150	8.57	92.21	1.43	15.37	1.11
** 4000	8.95	96.33	1.49	16.06	1.16
5000	9.06	97.55	1.51	16.26	1.17

Array-NRC 0.60 over 7.72 m² of extended continuous surface area

Array-SAA 0.60 over 7.72 m² of extended continuous surface area

Tested by

Marc Sciaky
Marc Sciaky
Senior Experimentalist

Report by

Keith Kimberling
Keith Kimberling
Test Engineer

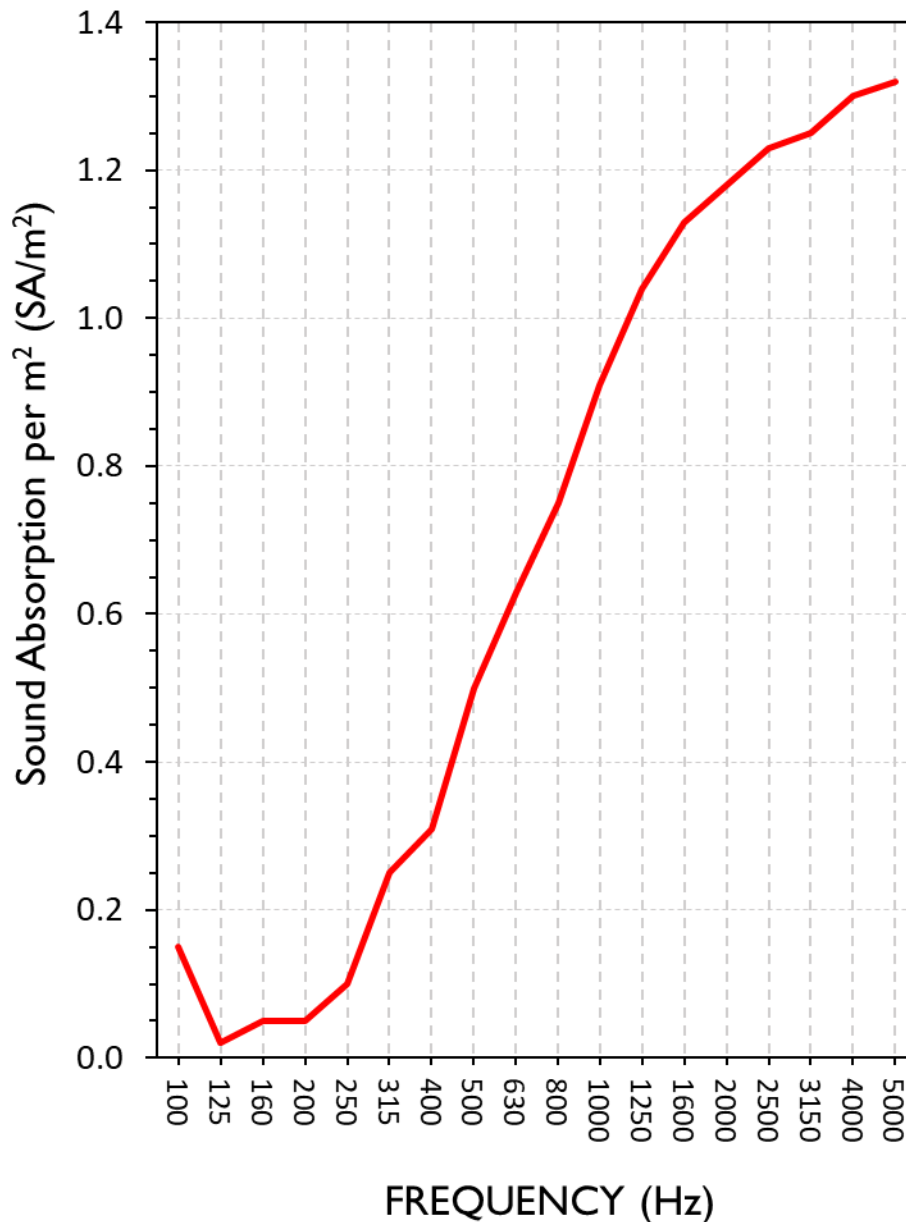
Approved by

Eric P. Wolfram
Eric P. Wolfram
Laboratory Manager

Note: Sound absorption per m² (SA/m²), and therefore the reported Single Number Ratings, are highly dependent on the exact sample shape, size, spacing, and extended continuous surface area present in the test and subsequent calculations. Changes to any of these parameters will change the resulting values. These presented results are valid only for the specific configuration present in this test.

SOUND ABSORPTION REPORT

Hyperfly Baffle - Large (6 units, one row, units spaced 12" apart)



Array-NRC 0.60 over 7.72 m² of extended continuous surface area

Array-SAA 0.60 over 7.72 m² of extended continuous surface area

Kirei
2024-02-02

RAL™-A24-062
Page 9 of 10

APPENDIX A: Extended Frequency Range Data

Specimen: Hyperfly Baffle - Large (6 units, one row, units spaced 12" apart) (See Full Report)

The following non-accredited data were obtained in accordance with ASTM C423-23, but extend beyond the defined frequency range of 100Hz to 5,000Hz. These unofficial results are representative of the RAL test environment only and intended for research & comparison purposes.

1/3 Octave Band Center Frequency	Total Absorption		Absorption per Object		α_{array} (Sabins/ft ²)
(Hz)	(m ²)	(Sabins)	(m ² / Object)	(Sabins / Object)	(SA/m ²)
31.5	-0.22	-2.41	-0.04	-0.40	-0.03
40	0.31	3.33	0.05	0.55	0.04
50	-0.94	-10.14	-0.16	-1.69	-0.12
63	0.46	4.97	0.08	0.83	0.06
80	0.34	3.64	0.06	0.61	0.04
100	1.02	10.94	0.17	1.82	0.13
125	0.10	1.13	0.02	0.19	0.01
160	0.38	4.06	0.06	0.68	0.05
200	0.33	3.54	0.05	0.59	0.04
250	0.68	7.37	0.11	1.23	0.09
315	1.74	18.76	0.29	3.13	0.23
400	2.15	23.09	0.36	3.85	0.28
500	3.45	37.11	0.57	6.18	0.45
630	4.31	46.34	0.72	7.72	0.56
800	5.18	55.72	0.86	9.29	0.67
1000	6.28	67.60	1.05	11.27	0.81
1250	7.14	76.88	1.19	12.81	0.93
1600	7.74	83.26	1.29	13.88	1.00
2000	8.13	87.52	1.36	14.59	1.05
2500	8.48	91.32	1.41	15.22	1.10
3150	8.57	92.21	1.43	15.37	1.11
4000	8.95	96.33	1.49	16.06	1.16
5000	9.06	97.55	1.51	16.26	1.17
6300	9.14	98.39	1.52	16.40	1.18
8000	9.53	102.60	1.59	17.10	1.23
10000	9.08	97.69	1.51	16.28	1.18
12500	9.64	103.77	1.61	17.30	1.25

Kirei
2024-02-02

RAL™-A24-062
Page 10 of 10

APPENDIX B: Instruments of Traceability

Specimen: Hyperfly Baffle - Large (6 units, one row, units spaced 12" apart) (See Full Report)

<u>Description</u>	<u>Model</u>	<u>Serial Number</u>	<u>Date of Certification</u>	<u>Calibration Due</u>
System 1	Type 3160-A-042	3160-106968	2023-07-17	2024-07-17
Bruel & Kjaer Mic And Preamp G	Type 4943-B-001	2525858	2023-05-03	2024-05-03
Bruel & Kjaer Pistonphone	Type 4228	2781248	2023-07-12	2024-07-12
EXTECH Hygro 6015	SD700	A.116015	2023-05-31	2024-05-31

APPENDIX C: Revisions to Original Test Report

Specimen: Hyperfly Baffle - Large (6 units, one row, units spaced 12" apart) (See Full Report)

<u>Date</u>	<u>Revision</u>
2024-02-06	Original report issued

END