

[View List Nav](#)

EMCOR Group, Inc. (EME)

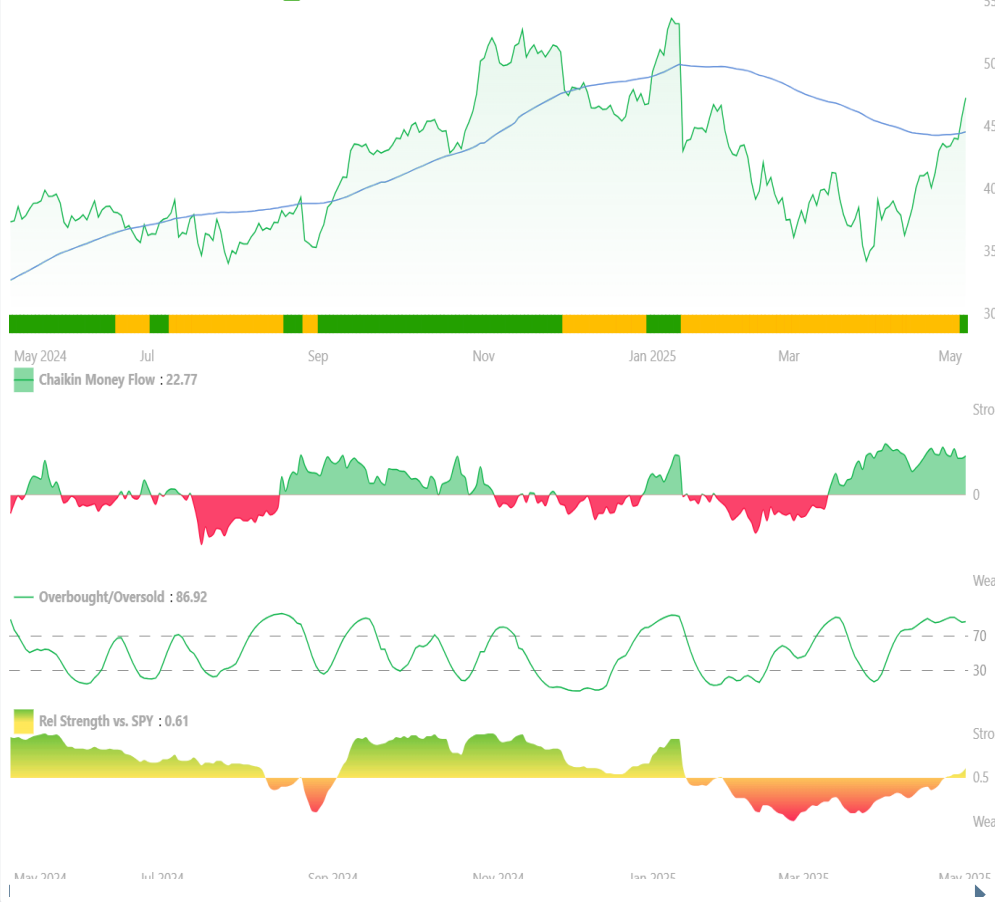
\$466.57 -5.81 (-1.2%)

As of 05/14/25 16:30PM EDT

Construction & Engineering: **Strong**Reported: **Wed Apr 30** Q1: **\$5.26** Beat By **\$0.63**

EME ↑ 26.5% over the last: 1Y

Price : 472.38 LT Trend : 445.27 Weekly Rating : Very Bullish



## Articles/Reports Mentioning EME

No current articles

## Power Gauge Rating for EME

**Very Bullish**

Financials ▾

Earnings ▾

Technicals ▾

Experts ▾

## Power Gauge Summary

The Chaikin Power Gauge Rating™ for EME is Very Bullish due to very attractive financial metrics, very strong earnings performance and very positive expert activity.

EME's financial metrics are excellent due to a high price to book value (relative to its industry). EME's price/volume activity indicates weak Chaikin Money Flow.

Power Gauge Rating as of 05/14/25

## Checklist for EME

Strength

3 / 3

Power Gauge Rating **Very Bullish** ✓Rel. Strength vs SPY **Strong** ✓Industry Strength **Strong** ✓

Timing

2 / 3

Overbought/Oversold **Wait** ✗Long Term Trend **Strong** ✓Money Flow Persist. **Strong** ✓

This information is not a recommendation to buy or sell stocks. The user bears responsibility for their own investment research.

## Company Profile

EMCOR Group, Inc. provides electrical and mechanical construction and facilities, building, and industrial services in the United States and the United Kingdom.

Employees: **40,400**Sector: **Industrials**Address: **301 Merritt Seven, Norwalk, CT**

EME System Alerts

Date ↓	Alert Type	Alert Details
05/13	Rating Change	Neutral+ → Very Bullish

Quick Stats

Fundamentals		Technicals		Performance	
Market Cap	\$21.41 B	21-Day Exp Moving Avg*	420.41	52 Week High/Low	545.30/319.49
Revenue	\$15.00 B	Long Term Trend Line*	445.27	52 Week Performance	26.5%
Proj 1 year P/E	20.11	Chaikin Money Flow*	22.77 (Strong)	Rel Strength to SPY	13.8%
Yield	0.2%	Technical Trend	Strong	Beta	1.18
		* as of 2025-05-12			
Earnings		Ratios		Dividends	
EPS (prev FY)	\$21.54	LT Debt-Equity	0.19	Annual Dividend per Share	\$1.00
EPS ('25)	\$23.56	Price-Book	7.25	Payout	4.2%
Annual 5Y EPS Growth	31.2%	1Y ROE	36.9%	Ex Dividend Date	04/30/2025
Analyst Revisions	0.0%	Price-Sales	1.43	Annual 5Y Growth Rate	25.6%
Fiscal year end month is December					






Stocks Like EME

Powered By Chaikin Discovery Engine

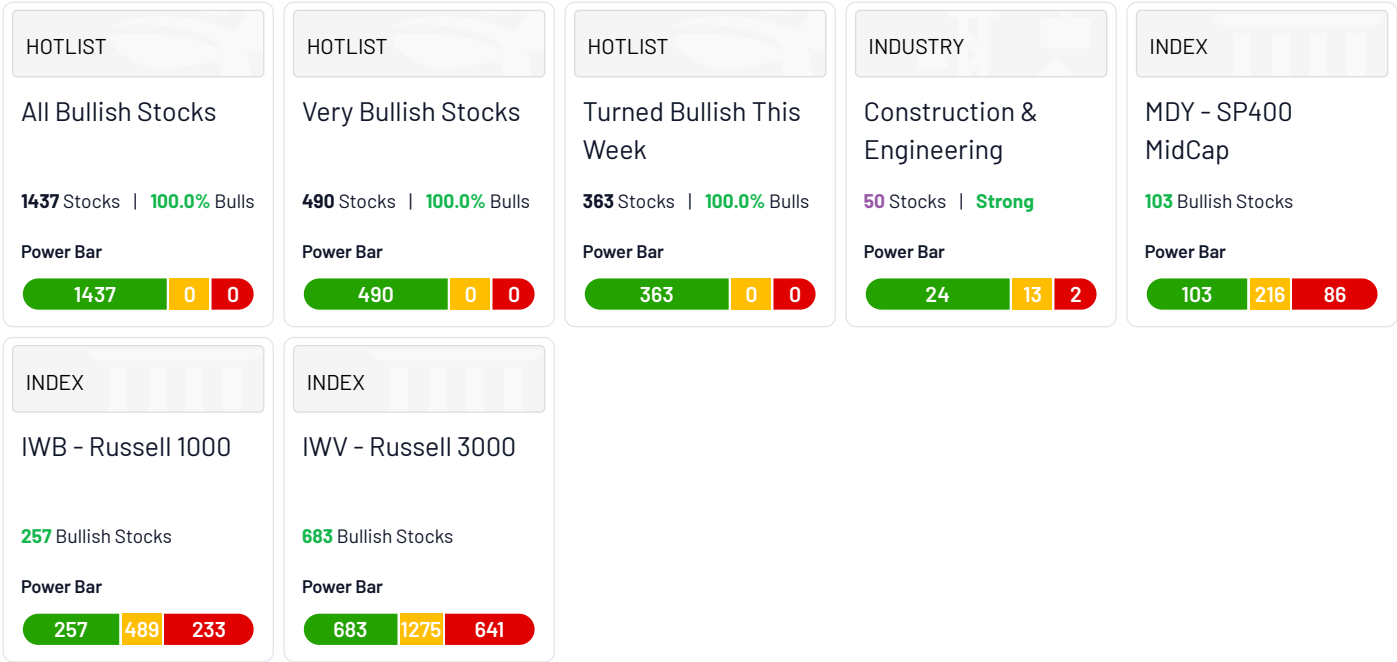
<b>ACM</b> AECOM \$107.07 0.4% Construction & Engineering	<b>AGX</b> Argan, Inc. \$179.14 2.1% Construction & Engineering	<b>APG</b> APi Group Corporation \$45.77 -0.1% Construction & Engineering	<b>ASR</b> Grupo Aeroportuario... \$344.94 1.9% Transportation Infrastruct...	<b>CAAP</b> Corporación Améric... \$21.78 -0.4% Transportation Infrastruct...
--	--	--	--	--

ETFs Holding EME

<b>BTAL</b> AGF Investments Tru... \$18.62 -1.7% Allocation: 36.81%	<b>EQLS</b> Simplify Exchange T... \$22.20 1.0% Allocation: 34.64%	<b>PKB</b> Invesco Exchange-Tr... \$78.49 1.1% Allocation: 5.22%	<b>XMHO</b> Invesco Exchange-Tr... \$98.95 0.4% Allocation: 3.91%	<b>GLRY</b> Northern Lights Fun... \$31.80 1.2% Allocation: 3.42%
--	---	---	--	--

 <b>XMMO</b> Invesco Exchange-Tr... \$124.20 <b>0.7%</b> Allocation: 3.22%	 <b>VLLU</b> Harbor ETF Trust - H... \$21.07 <b>0.5%</b> Allocation: 3.19%	 <b>AIRR</b> First Trust Exchange... \$77.30 <b>1.0%</b> Allocation: 3.09%	 <b>SMCO</b> Tidal Trust II - Hilton ... \$24.70 <b>0.5%</b> Allocation: 2.66%	 <b>BUL</b> Pacer Funds Trust - ... \$49.00 <b>1.6%</b> Allocation: 2.49%
---	--	--	--	---

Hotlists Containing EME



**Disclaimer:** This report describes the position of Chaikin Power Gauge factors relative to the Russell 3000 universe or the stock's Industry Group, depending on the factor. Chaikin Analytics (CA) is not registered as a securities broker dealer or investment advisor with either the U.S. Securities and Exchange Commission or with any state securities regulatory authority. CA is not responsible for trades executed by users of this research report, our web site or mobile app based on the information included herein. The information presented in this report does not represent a recommendation to buy or sell stocks or any financial instrument nor is it intended as an endorsement of any security or investment. The information in this report is generic by nature and is not personalized to the specific financial situation of any individual. The user bears complete responsibility for their own investment research and should seek the advice of a qualified investment professional before making any investment decisions.

Financial Market Data powered by Quotemedia.com. All rights reserved. View the Terms of Use. NYSE/NYSE MKT (AMEX) data delayed 20 minutes. NASDAQ and other data delayed 15 mins unless indicated.

Copyright© 2025, S&P Global Market Intelligence (and its affiliates as applicable). Reproduction of any information, opinions, views, data or material, including ratings ("Content") in any form is prohibited except with the prior written permission of the relevant party. Such party, its affiliates and suppliers ("Content Providers") do not guarantee the accuracy, adequacy, completeness, timeliness or availability of any Content and are not responsible for any errors or omissions (negligent or otherwise), regardless of the cause, or for the results obtained from the use of such Content. In no event shall Content Providers be liable for any damages, costs, expenses, legal fees, or losses (including lost income or lost profit and opportunity costs) in connection with any use of the Content. A reference to a particular investment or security, a rating or any observation concerning an investment that is part of the Content is not a recommendation to buy, sell or hold such investment or security, does not address the suitability of an investment or security and should not be relied on as investment advice. Credit ratings are statements of opinions and are not statements of fact.

This report from Chaikin Analytics is for informational purposes only and is not a recommendation to buy or sell securities.