

Sandusky County Profile of Older Adults, 2022

1



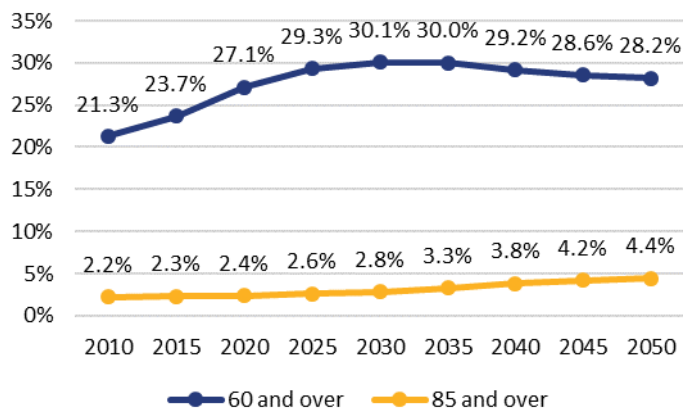
For the purposes of this report, "Older Adults" are defined as those age 60 and over, unless otherwise noted. All indicators use data for the Sandusky County, unless local data was unavailable. In that case, it is noted that regional, state or national data is presented.

Demographics	Sandusky County		Ohio
Total Number of Older Adults (Age 60+)	14,998		2,769,796
Sex	Number	%	%
Female	8,060	53.7%	51.0%
Male	6,938	46.3%	49.0%
Race/Ethnicity (Age 65+)	Number	%	%
White	10,531	95.5%	88.2%
Black/African American	233	2.1%	8.9%
Asian/Asian American	24	0.2%	1.2%
Other Race/More than One Race	234	2.1%	1.7%
Hispanic/Latinx Ethnicity	534	4.8%	1.4%
Age Range	Number	%	%
Age 60-64	3,976	6.8%	6.7%
Age 65-74	6,432	10.9%	9.9%
Age 75-84	3,215	5.5%	4.9%
Age 85+	1,375	2.3%	2.2%

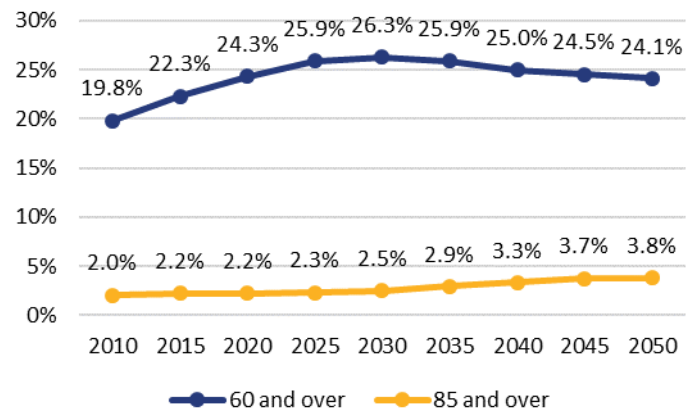
Source: U.S. Census Bureau American Community Survey 2016-2020 5-Year Estimates (henceforth U.S. Census Bureau)

Population Projections: Percent of Population Age 60+ and 85+

Sandusky County Projections



Ohio Projections



Source: Ohio Development Services Agency

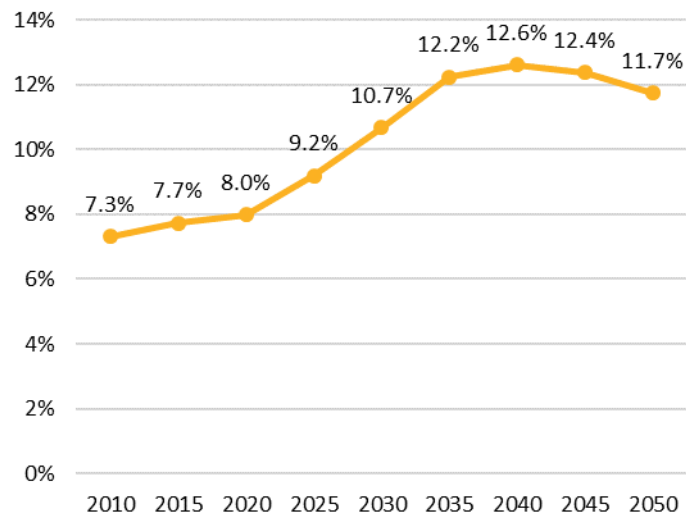
Sandusky County Profile of Older Adults, 2022



As people age, they become increasingly likely to have a **disability**, which means they will probably need **assistance with activities of daily living**.

Population Projections: Percent of Population Age 75+

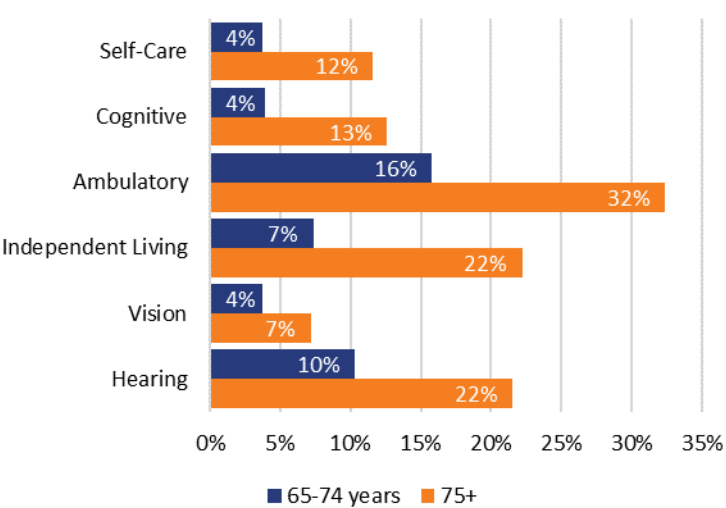
Sandusky County Projection



Source: Ohio Development Services Agency

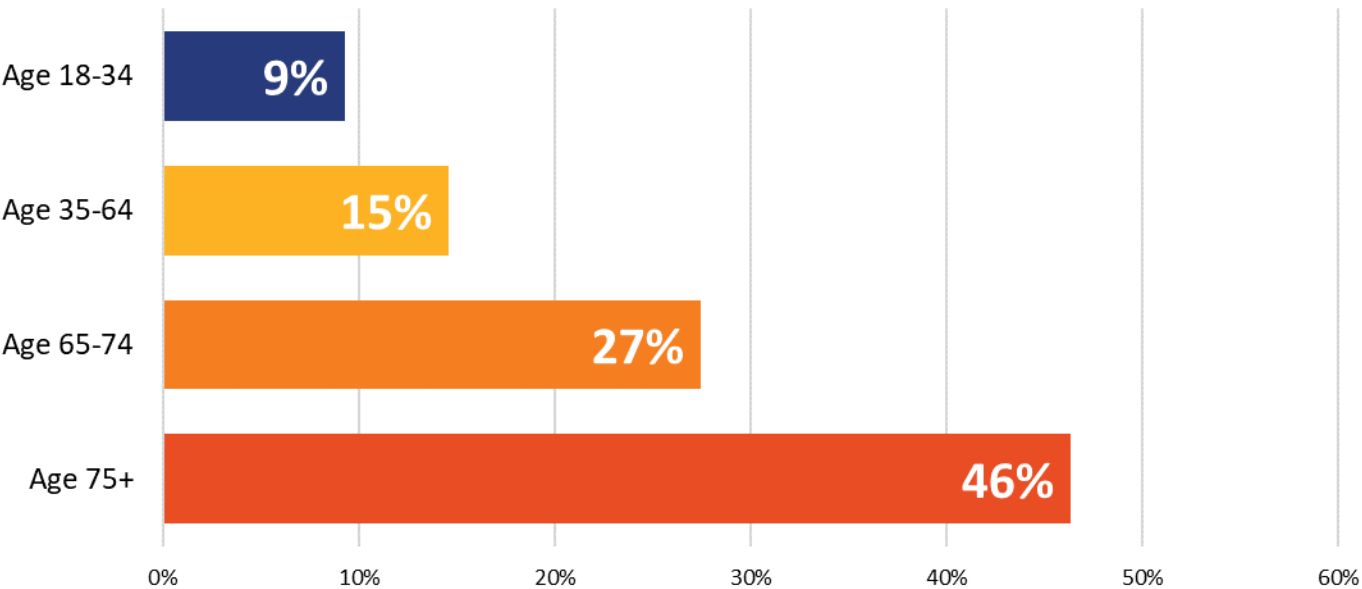
Percent of Population Living with Functional Difficulties, by Older Age Groups

Sandusky County



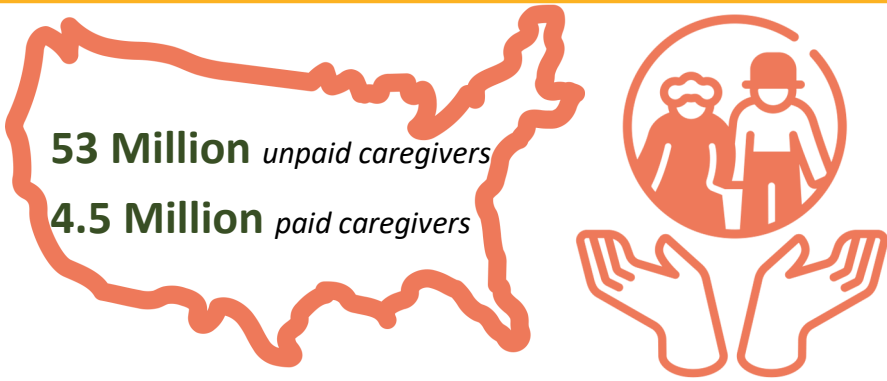
Source: U.S. Census Bureau

Percent of Population in Sandusky County Living with a Disability, by Age Group




Source: U.S. Census Bureau

Sandusky County Profile of Older Adults, 2022



The average family caregiver spends
24 hours per week
on unpaid caregiving



Source: AARP, *Caregiving Out-Of-Pocket Costs Study, 2021*; AARP and National Alliance for Caregiving, *Caregiving in the U.S., 2020*; AARP, *Valuing the Invaluable: Understanding the Contributions of Family Caregivers, 2019*; and PHI, *Understanding the Direct Care Workforce*,

National Caregiving Cost Estimates	
Family caregiving estimated value	\$466 Billion
Total long-term services and supports spending	\$366 Billion
Out-of-pocket spending on health care	\$366 Billion
Medicaid spending on long-term service and supports	\$154 Billion

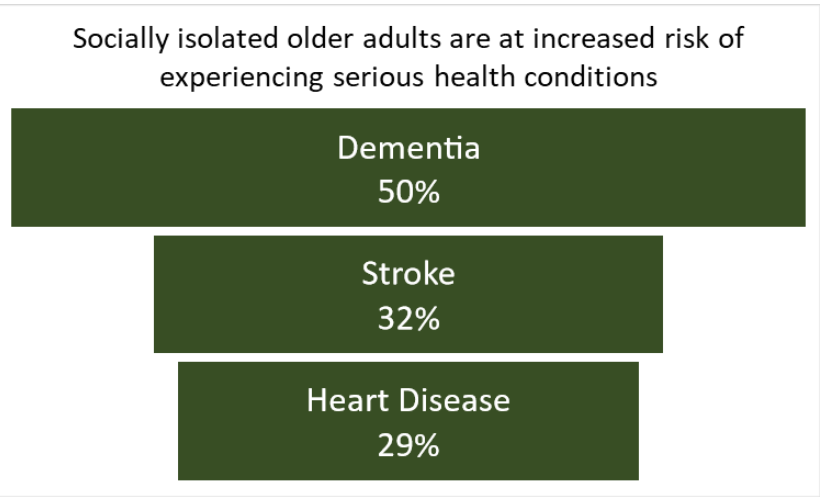
Unpaid Caregivers

1 in 5 Americans are unpaid caregivers.

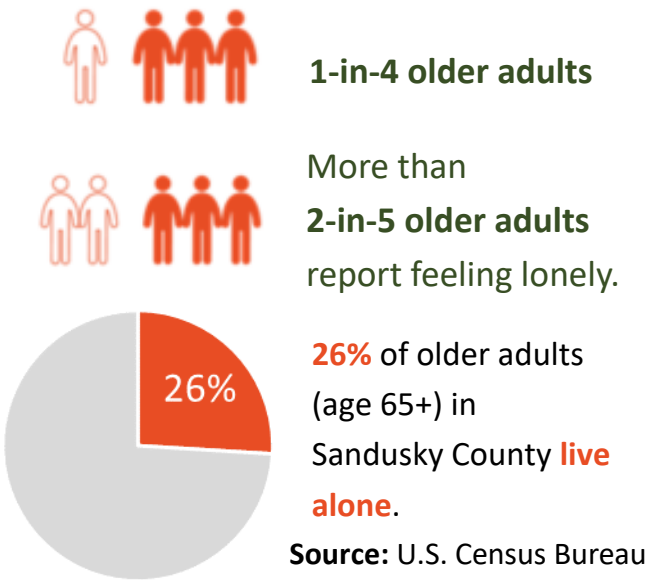
The average family caregiver spends over
\$7,242 per year on out of pocket caregiving expenses for their aging loved one. On average this represents 26% of their income.

26%

\$

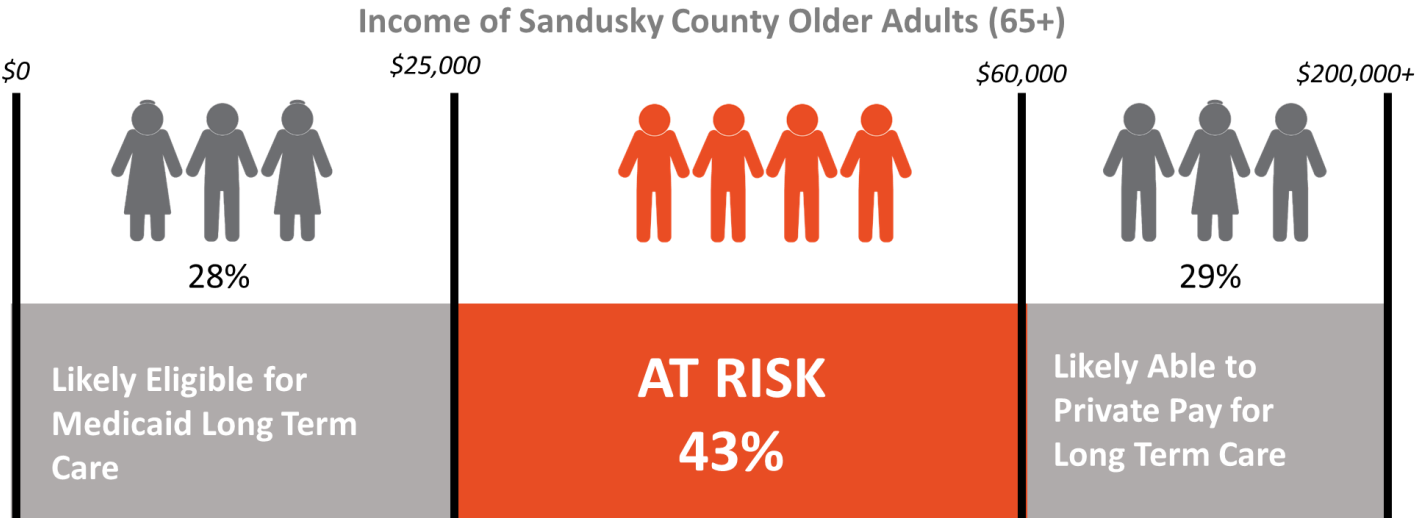


Source: National Academies of Sciences, Engineering, and Medicine, (2020). *Social Isolation and Loneliness in Older Adults*:





2 out of 5 older Northwest Ohioans can't afford



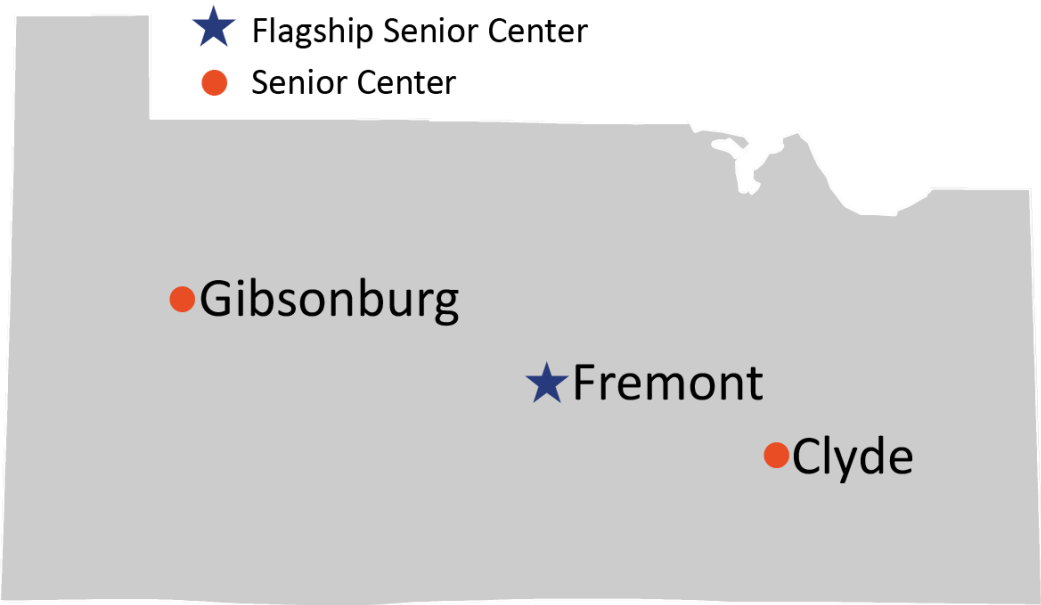
Source: CCS Estimates based on U.S. Census Bureau data

1,124

Of those who are likely eligible for Medicaid, only **1,124** AOoA Sandusky County older adults (age 65+) receive **Medicaid**, accounting for **17%** of the population in that

Source: Ohio Department of Medicaid, U.S. Census

Sandusky County Senior Centers and Meal Sites

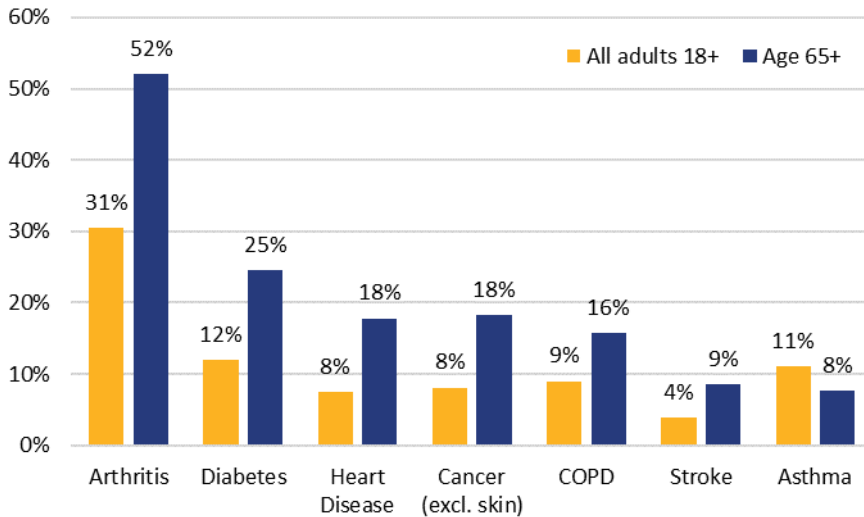


2,650

At least this many adults are served through the Area Office on Aging and its service providers in Sandusky County.

Source: AOoA

Chronic Disease: Prevalence of Adults Ever Diagnosed with Chronic Diseases, Ohio, 2019

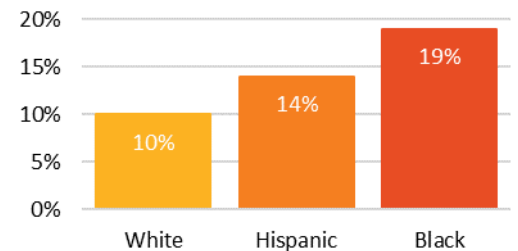


Source: Ohio Department of Health (ODH)

Alzheimer's Disease

20,109 individuals age 65+ in the AOoA region are estimated to have been diagnosed with **Alzheimer's** or **dementia**. This is likely an underestimate.

Alzheimer's dementia prevalence by race for adults age 65+



Source: Alzheimer's Association, 2022 *Alzheimer's Disease Facts and Figures*; CCS Estimate based on Journal of Public Health, *Dementia in the USA: State Variation in Prevalence*.

Falls



75,091 Older Ohioans (Age 65+) **visited the Emergency Room** because of a **fall**.



1,490 Older Ohioans (Age 65+) **died as a result of a fall**.



Source: ODH

Hunger



About **7%** of AOoA Region older adults (age 60+), **15,738** total, are **food insecure**.

14,288 Older adult households (with a person age 60+) received **SNAP benefits**.

Source: U.S. Census

Drug Overdoses

189 Unintentional drug overdose deaths in **Ohio** in 2020 for persons age 65+. This is twice the number of unintentional drug overdose deaths for persons age 65+ in Ohio in 2016.

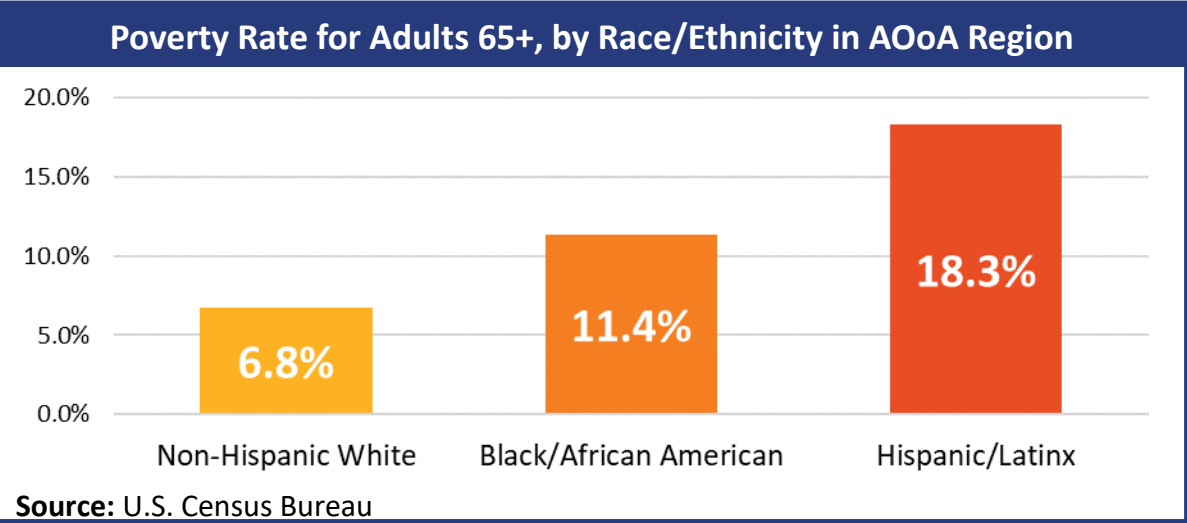
3 overdoses in **Sandusky County** in 2021 for persons age 65+.

19 Estimated drug overdose emergency visits by adults age 55+ in **Sandusky County** in 2021.



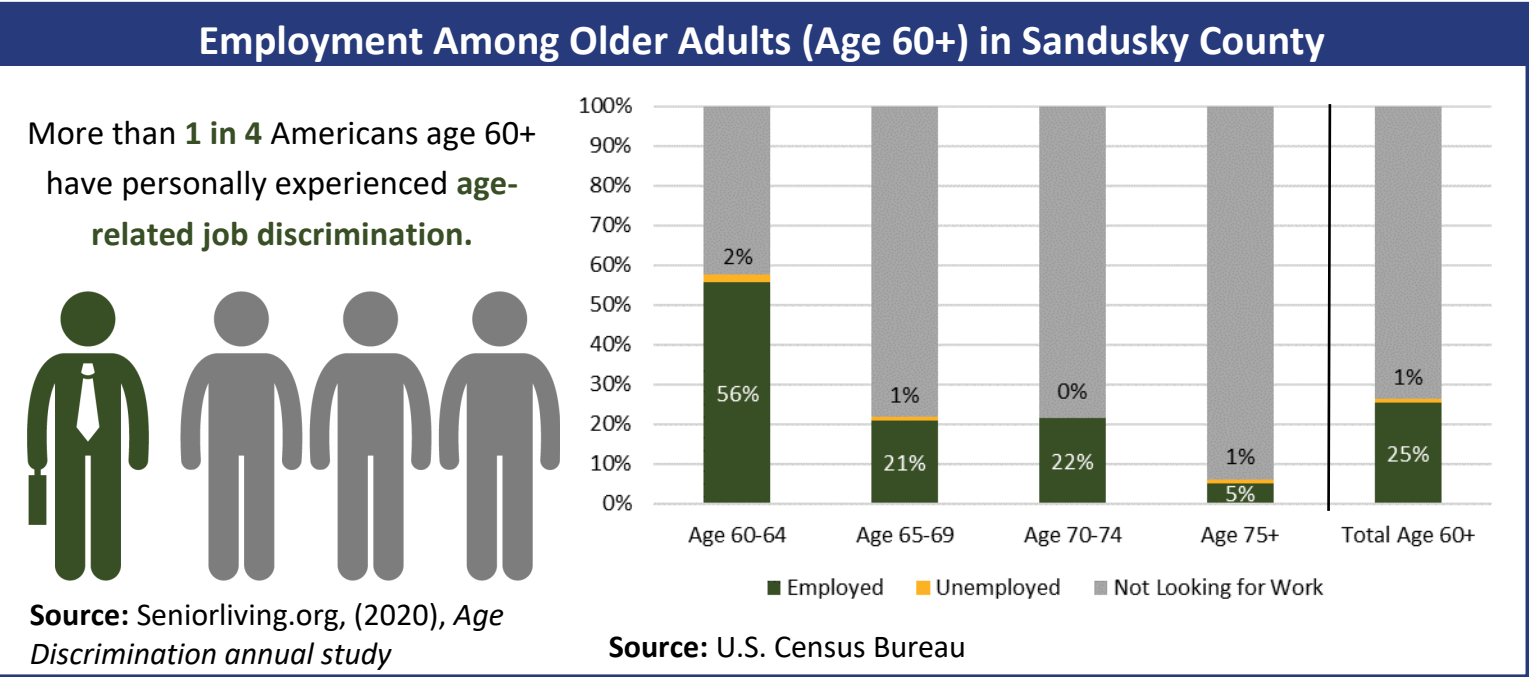
Source: ODH

Sandusky County Profile of Older Adults, 2022



Education & Poverty Statistics	Sandusky County		Ohio
Educational Attainment (Age 65+)	Number	%	%
Less than High School Diploma	1,518	13.8%	12.9%
High School Graduate/GED	5,377	48.8%	39.6%
Some College/Associate's Degree	2,637	23.9%	24.6%
Bachelor's Degree or Higher	1,490	13.5%	23.0%
Living Below Poverty	Number	%	%
Age 60-74	709	7.0%	9.0%
Age 75-84	399	13.1%	8.5%
Age 85+	171	15.1%	10.2%
Total Age 60+	1,279	8.9%	9.0%
Median Household Income (Age 65+)	\$41,064		\$43,386

Source: U.S. Census Bureau





LGBTQ+ Older Adults

4,505

LGBTQ+ adults age 60 and over in the AOoA Region



LGBTQ+ seniors have higher rates of **disability, depression and loneliness.**



LGBTQ+ seniors **avoid seeking out services** due to fear of discrimination.



Source: CCS Estimate based on Gallup and U.S. Census Bureau; Fredriksen Goldsen (2018), *Shifting Social Context in the Lives of LGBTQ Older Adults*

Grandparent Caregivers



578

Sandusky County **grandparents** are **responsible for the care of their grandchildren.**



Grandparents who raise their grandchildren are **almost three times as likely to be food insecure** than older adults who are not raising grandchildren.

Source: U.S. Census Bureau; Ziliak, Gundersen (2022), *The State of Senior Hunger in America 2020*

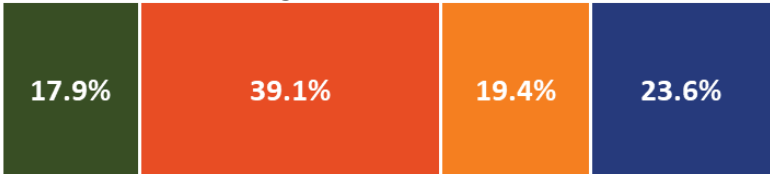
Elder Abuse

Research shows that most elder abuse goes unreported. The estimate here likely represents only a fraction of elder abuse in the Northwest Ohio region.



2,531

AOoA region **reports of abuse, neglect and exploitation.**



Abuse Self-Neglect Neglect Exploitation

Source: Community Solutions estimate based on ODJFS APS data (2020); U.S. Census Bureau

Source: ODJFS APS Data Fact Sheet (2020)

3 Biggest Expenses in Retirement

While many worry about the cost of health care as they age, housing accounts for an average of 36.2% of expenses for adults 65+, and transportation costs slightly exceed health care at 13.7% and 13.5% in 2021.

Source: Consumer Expenditure Surveys (2021)



Sandusky County Profile of Older Adults, 2022

8



57% Adults 60+ in the AOoA Region live in an **urban area**.



43% Adults 60+ in the AOoA Region live in a **rural area**.



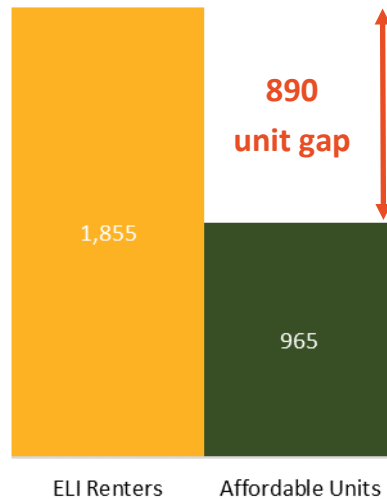
Affordable Housing in Sandusky County

Over **1-in-4** older adult (age 65+) households (**26%**) live in **unaffordable housing**.



Housing is considered unaffordable if the costs, including utilities, are more than 30% of household income.

232 Sandusky County **older adults** (age 62+) households rely on **housing subsidies**, including public housing, Supportive Housing for the Elderly (202), and the Housing Choice Voucher Program.



890
unit gap

There are **only 52 affordable** and available housing units **per every 100** extremely low-income (ELI) renters in Sandusky County.

A renter is considered ELI if their income is less than or equal to 30% of Area Median Income.

Source: U.S. Census Bureau; Community Solutions estimate based on HUD data (2021); Ohio Housing Finance Agency, *FY 2021 Housing Needs Assessment*.

Homelessness Among Older Adults in the AOoA Region

The top causes of homelessness in adults whose first episode of homelessness is after age 50

Health or financial crisis later in life



Relationship breakdown or loss of a loved one

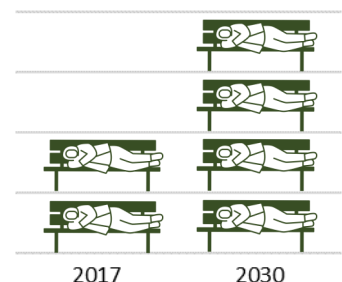


Being on a fixed income and the loss of ability to work



In Ohio between 2012 to 2018, the largest increase in accessing homeless services was in the **age group 65+** which grew **208%**.

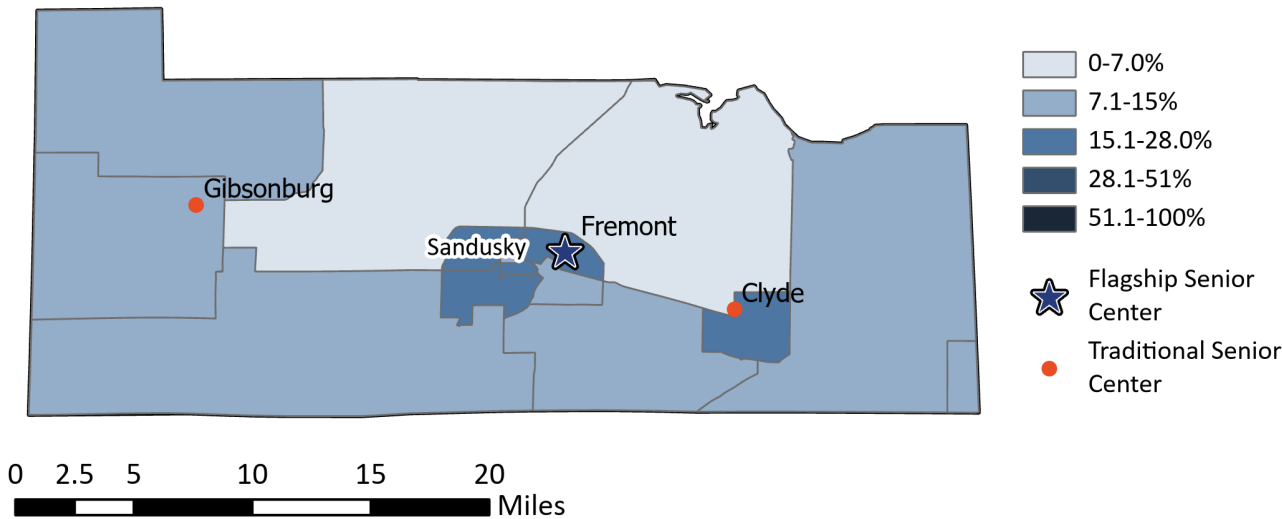
The number of **homeless adults age 60+** will **double** from 2017 to 2030.



Source: Ohio Housing Finance Agency, (2021). *Confronting Homelessness: Homelessness in Ohio 2012-2018*; Culhane, (2020). *The emerging crisis of aged homelessness*; Generations American Society on Aging (2022). *Causes of Homelessness Among Elders and How We Might Eliminate 'Homeism'*.

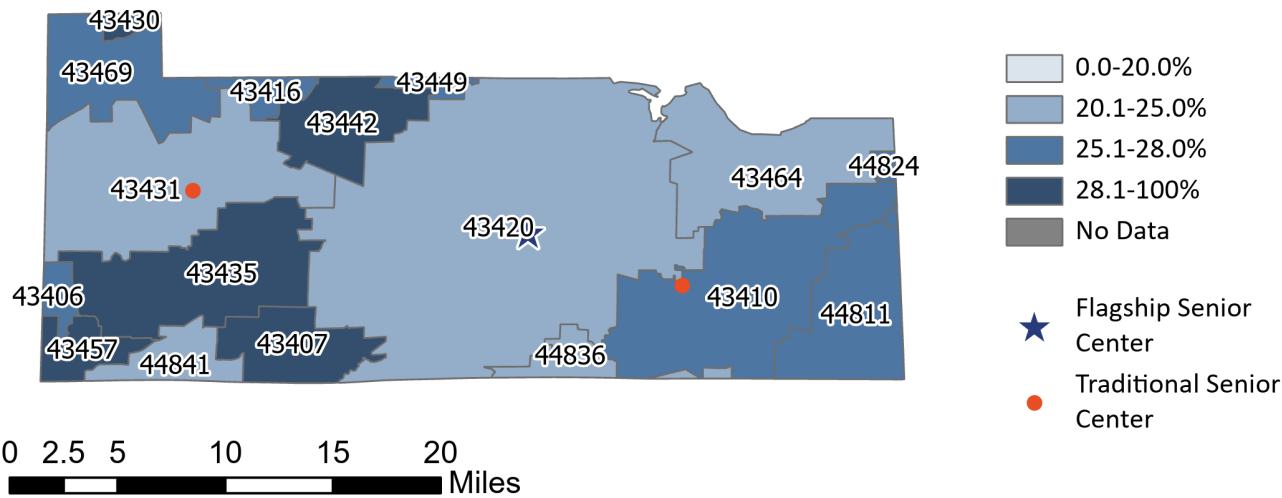


Percent of Sandusky County Age 65+ Below 125% of the Federal Poverty Level by Census Tracts



Source: American Community Survey Data 2020 5-year estimates

Percent of Population 60+ in Sandusky County by Zip Codes



Source: American Community Survey Data 2020 5-year estimates

The Area Office on Aging of Northwestern Ohio, Inc. promotes the health, well-being and safety of older adults, persons with disabilities and family caregivers to foster independence. For more data on northwest Ohio older adults, and information about services that are available to them, please contact the Area Office on Aging.

(419) 382-0624 www.AreaOfficeOnAging.com

