



# AARC/OVER

Bulletin of Austin Amateur Radio Clubs

Austin Amateur Radio Club  
Austin Amateur Television Club  
Austin Repeater Organization

March 1994

ISSN 1067-0262

## ARRL Suggests Lifetime Ham License

The ARRL has petitioned the FCC to make Amateur Radio operator licenses valid for life. In its petition, the League says that there is nothing in the Communications Act of 1934, that would prevent such a license term for radio amateurs. It wants a lifetime operators license to allow inactive amateurs to return to the service at the same class of license without the necessity of retesting. This proposal would apply only to operator licenses. Amateur radio station licenses would, by law, still be limited to a 10 year term. A person with a lifetime operator license, but no station license, would not be permitted to operate a station of his own, but would be able to operate from the station of another amateur.

The League says that nothing in this proposal should have any effect on the FCC's call sign issuance program as it currently exist, or as proposed in the vanity call sign program. The ARRL says at this time it is not proposing to make this rule change retroactive, rather, it suggests the easiest way to implement it, is simply to extend currently held operator licenses from 10 years to life. No rule making number has yet been assigned to this ARRL regulatory change request.

*de Newline*

## Court Finds In Favor Of Ham Antenna

A federal appeals court has found in favor of a Minnesota ham in the latest round of a 3 year battle to install a tower and antenna. Back in January of 1991, Sylvia Pentel, N0MRW, applied to the city of Medota Heights for a zoning variance for a 68 ft. crank-up tower. At the time she was using a roof mounted vertical, which, she was  
*(Continued on Page 11)*

### Club Meetings

#### Austin Repeater Organization

meets on Tuesday, March 1, 7:30 to 8:30 PM, at Luby's Cafeteria on North Loop, one block west of Burnet Rd. Everyone is encouraged to come early and have supper together.

#### Austin Amateur Radio Club

will meet on Tuesday, March 8, 7:30 to 8:30 PM, at Luby's, North Loop. See pg. 8.

#### Austin Amateur Television Club

will meet on Wednesday, March 16, 7:30 to 8:30 PM, at Luby's Cafeteria.

#### Austin QCWA

meets on Saturday, March 19, 12:00 PM, at Luby's Cafeteria.

The AARC/OVER is published monthly in Austin, Texas



P.O. Box 4763, Austin, TX 78765

*Amateur Radio Club  
Operators of Voice Repeaters on  
146.28/88, 146.34/94, 223.20/224.80, and 449.1/441.1 Mhz  
Packet Digital Repeater 145.01 Mhz  
Sponsor of Central Texas Weather Net, ARO Transmitter Hunt and Swap Net*

## CLUB OFFICERS

President	Phil Steinbach	WB5SUR	258-3215
Vice President	Jeff Schmidt	N5MNV	255-6753
Secretary	Paul Parker	N5ZLX	467-7070
Treasurer	Bill Montgomery	AB5HP	322-9035

### Minutes of the Austin Repeater Organization Meeting February 1, 1994

The meeting was called to order by President Phil Steinbach [ WB5SUR ] at 7:30 PM at Luby's North Loop cafeteria. There were approximately 70 people in attendance.

#### Guests and visitors were introduced.

The minutes of the January 4 regular meeting as published in the February 1994 ARO MONITOR will be reviewed at the regular March meeting.

#### Treasurer's Report:

There is \$5582.27 in the bank account.

#### Engineers Report:

John Dahm reported that all equipment was in operation.

#### Old Business: none

#### New Business: none

Meeting adjourned at 7:54 PM.

Submitted by Paul Parker [ N5ZLX ]  
Secretary

### Next Meeting

The next meeting will be Tuesday, March 1, 1994 at 7:30 PM at Luby's Cafeteria at North Loop and Burnet Rd. Ken Hollan will give a presentation on Operational Amplifiers and their use in power supplies.

### Transmitter Hunt

A transmitter hunt is scheduled for March 5, 1994 at 7:00 PM. The hunt frequency will be 146.52, with coordination on 146.94.

### ARES Net

The Travis County ARES (Amateur Radio Emergency Service) net meets every Sunday night at 6:30 PM on the 146.94 repeater and at 8:30 PM on the 146.78 repeater. A packet ARES session is held at 7:30PM on Sunday. Any amateur interested in emergency communication is invited to join.

### Swap Net and Newsline

Newsline is transmitted every Sunday night at 9 PM on the 146.94 repeater. The swap net is followed by the ARO swap net.

## Information on ARO's Repeaters

All of ARO's repeaters are open access. Any amateur is invited to use them, except during nets, when a designated net control operator is in charge of repeater usage.

146.88 offset -600 KHz has a phone patch. Use "\*" to bring up the patch, and "#" when you have completed the call. You can dial "911" (no star needed) for access to local emergency services. "Speed dial" 3 digit access codes are available to ARO members for frequently dialed numbers.

146.94 offset -600 KHz is used for the weather net at the request of the National Weather Service. It is also used for the Swapnet and Newslines at 9PM Sunday.

224.80 offset -1.6 MHz is available.

444.10 offset -5 MHz is available.

ARO maintains a Packet Digital Repeater on 145.01 MHz.

### Other events

**March 29, 1994** - Travis County ARES meeting, 7:30 PM, Luby's Cafeteria at North Loop and Burnet Rd.


**April 9, 1994** - Manchaca Swapfest, Fire Hall, Manchaca, TX. Opens to the public at 8:00 AM, opens to sellers at 6:30 AM. There will be no selling before 8:00 AM.

**April 23, 1994** - Tailgate Expo Belton TX. 8 AM - 2 PM free admission, tailgate space \$10.

**October 8, 1994** - Ham expo 94 Belton TX. Indoor table or tailgate spaces. Contact Mike LeFan at 817-773-4768.

### ARO Monitor

The ARO Monitor is edited by Mickey McInnis [ KB5YAC ] ( 339-0344 ). This is only this two page section of this newsletter. Steve Means edits the AARC/Over, which is the bulk of this newsletter.



Brought Forward:		
Checking Account	1188	
Postag Account	574	
Petty Cash	39	
Due from ARO	800	
		-----
		2601
Expected Revenue:		
Dues	2100	
Interest Earned	165	
Manchaca Revenue	500	
Banquet	600	
		-----
		3365
		-----
Total Budgeted Revenue		5966
Expenses		
President: Discretioanry Fund	200	
		-----
		200
Secretary: Mailing Permit	60	
P.O. Box Rent	39	
Roster Costs	350	
Discretionary Fund	50	
		-----
		499
Treasurer: Check Charges	20	
Discretionary Fund	50	
		-----
		70
Technical: Telephone (Repeater)	225	
Repeater Repairs	750	
Equipment Insurance	60	
Field Equipment	100	
		-----
		1135
Editor: Newsletter Postage	600	
Newsletter printing	1400	
Subscriptions	50	
		-----
		2050
ActivitieField Day	200	
Banquet	1000	
Manchaca	300	
Monthly Program	75	
Westlink (Ron Johnson)	50	
Red Cross	50	
		-----
		1675
Total Budgeted Expenses:		-----
		5629
		-----
Budgeted Surplus:		+-----
		337

## February W5YI Exam Results

The South Austin VE team heartily congratulates the following current and new radio amateurs who earned their licenses or upgrades at its February 19th session:

**EXTRA CLASS** Keith A. Kunz, KA5MRP  
Roy E. Walker, WA5YZD

**GENERAL** Richard L. Straight, II, KB5LBO

**TECHNICIAN PLUS** Brian R. Brumfield  
-new-Bobbie R. Condon, KD4BZT

**TECHNICIAN** Whitney Y. Whitworth -new-

Two others earned element credit without upgrading.

The administering volunteer examiners included: Dick Ber, KB5BBU Jim Greenwood, AB5EK Emil Kasprzyk, KC51Z Tim Mathews, AB5OA Scott McCreight, AB5KS Bill Montgomery, AB5HP Bro. Donard Stefes, KD9WI Joe Thiel, N5SMN

Our next session will be on March 19th at 2:00 PM in room 109 of Fleck Hall on the campus of St. Edward's University.

**Don't forget Manchaca!** We will present another VE session at 9:30 AM on April 9th in the meeting room above the fire hall during the Manchaca Swapfest.

For more information, call Jim, AB5EK, at 327-6184.

## Stray Currents

Amateur-ergonomics. Just what is that? What it boils down to ease of operation with ease of maintenance in relation to the Ham Shack. What would make your shack a whole lot easier on you? Maybe a good chair? How about an easy way to get to you coax? Or maybe your power connections? Just how easy is it to get to all these things?

Let's look at your rigs. How easy is it to operate from your operating position? Can you change antennas quickly? Do you need to move position to operate another rig or a computer? Is your chair comfortable? Is the lighting well enough?

Personally, I enjoy a centralized set-up with computer, HF, VHF, and UHF rigs within easy reach. In my current shack design I have made this so. Overhead lighting and operational lighting are a must. Also, a handy RF patch panel for connection to alternate antennas.

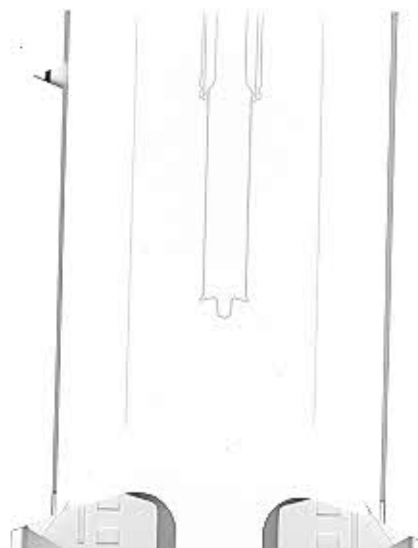
Desk lamps help, and at this station I use a lamp with a 15w bulb, which is bright enough for writing yet soft enough not to wash out the display or cause glare.

How about your electrical power? Can you get to the breaker box within 5 seconds?

Do you have a lightning detector receiver? A simple car radio, with AM, will do. With a small whip (12-in), an AM radio makes a good lightning detector, picking up lightning crashes in your area. It will give you early warning to lightning storms when tuned between stations.

Do you have a Low Pass Filter (LPF) on your RF output? How about an RF patch panel with a common ground?

*(Continued on Page 7)*



## UR TNC'S RST IS...

de James, KB5FIO

Did you ever start what should have been a simple project, only to have it turn out to be bigger than you expected? Let me tell you about my latest one.


It all began when I bought an Alinco DR 1200 for use on 2 meter packet. While performing the calibration procedure which sets the PK232's AFSK output to a level acceptable to the transmitter, I heard what sounded like distortion in the AFSK tones on the monitor receiver. On the air, I had trouble getting connected and staying connected.

Repeating the calibration procedure, I connected an oscilloscope to the monitor receiver's audio output. The trace was jittery, as if something was introducing a random phase shift into the signal. This made me curious about what the TNC was putting into the transmitter, so I hooked the scope directly to the PK232. Sure enough, there was a lot of trash riding along with the AFSK tones, including a high-frequency sawtooth wave, and some short pulses at about 0.2 millisecond intervals. The source of this noise is probably the TNC's microprocessor and its associated circuitry. (If you try this yourself, be sure to spend some time adjusting the scope's vertical sensitivity and the receiver's volume control. Make sure you are not just looking at distortion in the receiver's audio output circuits.)

A few experiments with some parts from the junk box revealed that a 0.1 mfd capacitor across the TNC's output terminals would eliminate most of the trash without seriously attenuating the AFSK tones. The scope trace now shows a nice clean sine wave without the jitter, and I can no longer hear the distortion on the monitor. 0.1 mfd is by no means a carefully optimized value: it's just what I had on hand, and it happened to work. A more elegant solution would be to design a 3 kHz low-pass filter.

With nearly every other operating mode, we get information about the quality of our transmitted signal. If something is wrong -- distortion, noise, weak audio, or what have you -- the ham on the other end of the QSO will probably comment on it. Not so on packet. There, all that happens is we exceed the retry count and get disconnected. Curiously, I don't recall ever reading anything concerning transmitted signal quality in all the literature I have read about packet radio. Maybe signal quality isn't all that important on packet, but it seems to me that it would have to make a difference. I would be interested in hearing what others think about this.

73 de James, KB5FIO



---

## AUSTIN AMATEUR RADIO CLUB MEETING

Jim Neely, WA5LHS, President, brought the meeting to order on February 8, 1994, at 7:31 pm at Luby's on North Loop.

**VISITORS:** Included among the visitors and infrequent attendees who introduced themselves were Bill, KC5BSO, Dave Pierce, Bob Allen, Virgil Buell and Ingrid Kunze.

**MINUTES:** The minutes of the December 14, 1993, meeting were approved as printed in the AARC/OVER.

**OFFICER REPORTS:** Dave Marschall, KG5ND, Treasurer, reported that the checking account balance was \$1187.97 and the postal account balance was \$574.12. Ed Golla, K3AHS, Technical Committee Chairman, reported that everything is working. Steve Sparks, KB5RSY, Activities Manager, announced that the Spring swapmeet at the Manchaca Firehall will be April 9, 1994. Joe Fisher, K5EJL, Travis County EC, reminded the Club there will be a Heart-to-Heart ARES traffic handling exercise at the Red Cross on February 10 and 11.

**NEW MEMBERS:** Tamara Adams Cash, KB5WIV, Julie Adams, KB5WIU, Joel Adams, KB5USF, Bob Allen, Virgil Buell and Ingrid Kunze.

**OLD BUSINESS:** None.

**NEW BUSINESS:** President Neely presented the proposed budget for 1994. It was moved, seconded and passed to accept the budget as presented.

**ANNOUNCEMENTS:** Robert Luna and Wendell Hohmann of the National Weather Service announced that SKYWARN training will be March 5, 1994, at 3M on FM2222 and FM620 from 9AM until 2 PM. Spotter training session will be in the morning.

Jeff Schmidt, N5MNW, needs several hams to assist him with a demonstration of ham radio at a summer camp for boys at Round Rock on June 14 thru 16.

Jim Bennett, WB5IMB, announced that QCWA would meet on Saturday, February 12, 1994, at Luby's on North Loop at noon.

Miles Abernathy, N5KOB, announced an ARRL video course for \$99.00.

It was moved, seconded and passed to adjourn. President Neely adjourned the meeting at 7:47 pm. CST.

**PROGRAM:** Rod Moag, W0NDS, Vice-President, introduced Darrel Word, K5AJQ, who gave a presentation on low frequency electromagnetic fields and phenomena. Darrel discussed magnetotellurics which is the study of the electrical fields of the earth.

Respectfully submitted,

John Weber, KF5OY

AARC Secretary

## AMATEUR FREQUENCY OPERATION RECOMMENDATIONS (ARRL Band Plans)

Reprinted from "The Considerate Operator's Frequency Guide", January 1993 QST, page 61 and the ARRL Repeater Directory. Copyright 1993 by the American Radio Relay League, Inc. All rights reserved.

This information is for quick reference only - refer to the band plan listings in the Operators Manual, The FCC Rule Book or the ARRL Repeater Directory for full details. For sharing arrangements, see Section 97.303 of the FCC Rules. For detailed packet frequencies, see QST, September 1987, page 54 and March 1988, page 51.

**160 METERS (1.8-2.0 MHz):** 1.800-1.830 CW, RTTY and other narrowband modes 1.830-1.840 CW, RTTY and other narrowband modes, Intercontinental QSOs only 1.840-1.850 CW, SSB, SSTV, other wideband modes, Intercontinental QSOs only 1.850-2.000 CW, phone, SSTV and other wideband modes

**80 METERS (3.5-4.0 MHz):** 40 METERS (7.0-7.3 MHz): 3.590 RTTY DX 7.040 RTTY DX 3.580-3.620 RTTY 7.080-7.100 RTTY 3.620-3.635 Packet 7.171 SSTV 3.790-3.800 DX window 7.290 AM 3.845 SSTV 3.885 AM calling frequency

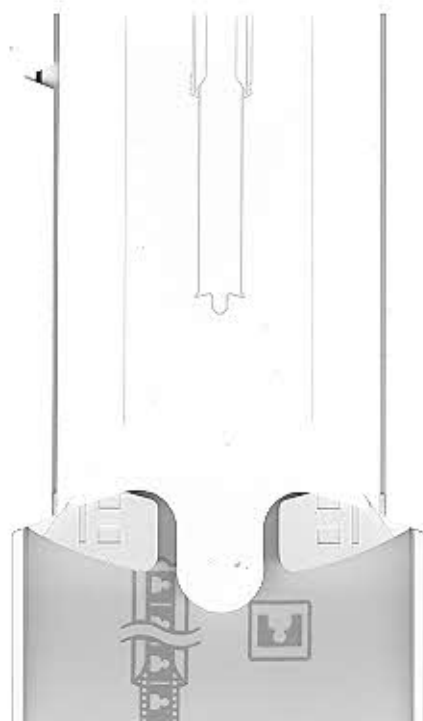
**30 METERS (10.1-10.15 MHz):** 17 METERS (18.068-18.168 MHz): 10.130-10.140 RTTY 18.100-18.105 RTTY 10.140-10.150 Packet 18.105-18.110 Packet

**20 METERS (14.0-14.35 MHz):** 15 METERS (21.0-21.45 MHz): 14.070-14.095 RTTY 21.070-21.090 RTTY 14.095-14.0995 Packet 21.090-21.100 Packet 14.100 NCDXF Beacons 21.340 SSTV 14.1005-14.112 Packet 14.230 SSTV 12 METERS (24.89-24.99 MHz): 14.286 AM calling frequency 24.920-24.925 RTTY 24.925-24.930 Packet

**10 METERS (28-29.7 MHz):** 28.000-28.070 CW 28.070-28.150 RTTY 28.150-28.190 CW 28.190-28.200 New Beacon subband \* 28.200-28.300 Old Beacon subband \* 28.300-29.300 Phone 28.680 SSTV 29.000-29.200 AM 29.300-29.510 Satellite Downlinks 29.510-29.590 Repeater Inputs 29.600 FM Simplex 29.610-29.700 Repeater Outputs \* Note: The FCC states in 97.203(d) that automatically controlled beacons may only operate on 28.20-28.30 MHz.

**6 METERS (50-54 MHz):** 50.0-50.1 CW, beacons 50.060-50.080 beacon subband 50.1-50.3 SSB, CW 50.10-50.125 DX window 50.125 SSB calling 50.3-50.6 All modes 50.6-50.8 Nonvoice communications 50.62 Digital (packet) calling 50.8-51.0 Radio remote control (20-kHz channels) 51.0-51.1 Pacific DX window 51.12-51.48 Repeater inputs (19 channels) 51.12-51.18 Digital repeater inputs 51.62-51.98 Repeater outputs (19 channels) 51.62-51.68 Digital repeater outputs 52.0-52.48 Repeater inputs (except as noted; 23 channels) 52.02, 52.04 FM simplex 52.2 TEST PAIR (input) 52.5-52.98 Repeater output (except as noted; 23 channels) 52.525 Primary FM simplex 52.54 Secondary FM simplex 52.7 TEST PAIR (output) 53.0-53.48 Repeater inputs (except as noted; 19 channels) 53.0 Remote base FM simplex 53.02 Simplex 53.1, 53.2, Radio remote control 53.3, 53.4 53.5-53.98 Repeater outputs (except as noted; 19 channels) 53.5, 53.6, Radio remote control 53.7, 53.8 53.52-53.9 Simplex Note: The 6-meter band plan was adopted by the ARRL Board of Directors at the July 1991 meeting. The band plan is currently being studied by the ARRL Ad Hoc Spectrum Management Committee.

**2 METERS (144-148 MHz):** 144.00-144.05 EME (CW) 144.05-144.10 General CW and weak signals 144.10-144.20 EME and weak-signal SSB 144.200 National calling frequency 144.200-144.275 General SSB operation 144.275-144.300 Propagation beacons 144.30-144.50 New OSCAR subband (Cont'd on Page 10)



---

## Huck's Country Store

By Huck Huckabee - AA5BU

### Bad News - Good News

It's the first of a new month and everything seems to be Bad News; bills, war in the world, AIDS on the increase, unemployment is soaring, Barton Springs is polluted, highway construction halted, drug problems, and your car died on Congress Avenue. As we pick up the morning paper we find bad news on every page. Even the TV seems to magnify the community problems. I wonder if we will ever get another breath of fresh air in the form of good news?

In the middle of that pile of bills was the current issue of the *AARC/Over*. As I mused over this little gem, several thoughts came to mind. It required almost as much reading time as several pages of the daily paper. With no advertising space being used; its all news. And further, there wasn't a graveyard story in it! Its all good news!

Many do not participate in all of the functions of Amateur Radio but its nice to know about the various activities. We have good news of the Austin Amateur Television Club activities, Austin Repeater Organization and the Austin Amateur Radio Club. Good news bits are called "Stray Currents," and frequent reports on social functions are to be found.

We have guest editorials, QCWA News, reports on what you may have missed at the last meeting, news on those who have recently joined our club, cartoons, VE Exam activity and those who have a new call on the way.

Subjects often relate to satellite operation, disaster drills, ARES activity, MARS activity and encouragement to new hams grace the pages. A special issue has the roster of AARC and ARO members.

Huck's Country Store and other guest editorials give a treatment to the "lighter side" of life's problems.

Now let's think about this: There isn't a single article of "bad news" to be found in the *AARC/Over*. Unusual indeed! Its a great experience to have a breath of "clean air" in this day of fast-paced life!

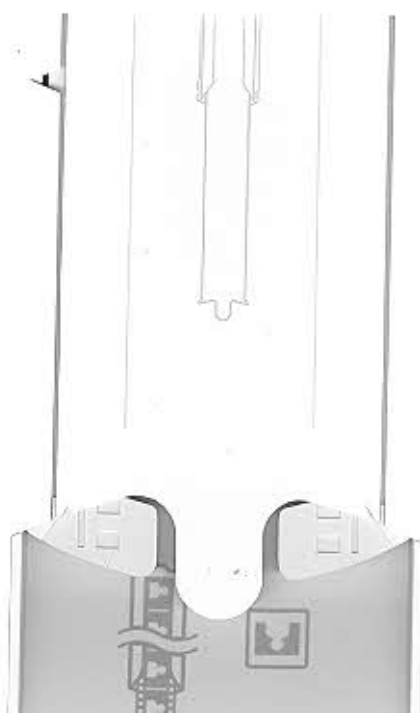
Our editor has a thankless job of bringing us this publication. In fact, Miles Abernathy is the only "Good-News Editor" that we may ever meet. Please don't forget to thank him for his faithfulness.

So what's the good news? Its the *AARC/Over*, the voice of the Austin, Texas Amateur Radio community activity.

Old Huck likes it. You will, too!

de Huck AA5BU

*Ed Note: This article was written in Dec. 92 and should be considered a tribute to both Miles and Huck. Thanks*



## ...Band Plan(Cont'd from Page 8)

144.50-144.60 Linear translator inputs  
 144.60-144.90 FM repeater inputs 144.90-  
 145.10 Weak signal and FM simplex  
 (145.01,03,05,07,09 are widely used for  
 packet) 145.10-145.20 Linear translator out-  
 puts 145.20-145.50 FM repeater outputs  
 145.50-145.80 Miscellaneous and experimen-  
 tal modes 145.80-146.00 OSCAR subband  
 146.01-147.37 Repeater inputs 146.40-146.58  
 Simplex 146.61-146.97 Repeater outputs  
 147.00-147.39 Repeater outputs 147.42-  
 147.57 Simplex 147.60-147.99 Repeater in-  
 puts Notes: The frequency 146.40 MHz is  
 used in some areas as a repeater input. This  
 band plan has been proposed by the ARRL  
 VHF-UHF Advisory Committee.


1.25 METERS (222-225 MHz): 222.0-  
 222.150 Weak-signal modes 222.0-222.025  
 EME 222.05-222.06 Propagation beacons  
 222.1 SSB & CW calling frequency 222.10-  
 222.15 Weak-signal CW & SSB 222.15-  
 222.25 Local coordinator's option; weak  
 signal, ACSB, repeater inputs, control  
 222.25-223.38 FM repeater inputs only  
 222.40-223.52 FM simplex 223.52-223.64  
 Digital, packet 223.64-223.70 Links, control  
 223.71-223.85 Local coordinator's option;  
 FM simplex, packet, repeater outputs 223.85-  
 224.98 Repeater outputs only Note: The 222  
 MHz band plan was adopted by the ARRL  
 Board of Directors in July 1991.

70 CENTIMETERS (420-450 MHz): 420.00-  
 426.00 ATV repeater or simplex with 421.25  
 MHz video carrier control links and experi-  
 mental 426.00-432.00 ATV simplex with  
 427.250-MHz video carrier frequency  
 432.00-432.07 EME (Earth-Moon-Earth)  
 432.07-432.10 Weak-signal CW 432.10 70-  
 cm calling frequency 432.10-432.30 Mixed-  
 mode and weak-signal work 432.30-432.40  
 Propagation beacons 432.40-433.00 Mixed-  
 mode and weak-signal work 433.00-435.00  
 Auxiliary/repeater links 435.00-438.00 Satel-  
 lite only (internationally) 438.00-444.00 ATV  
 repeater input with 439.250-MHz video car-  
 rier frequency and repeater links 442.00-

445.00 Repeater inputs and outputs (local  
 option) 445.00-447.00 Shared by auxiliary  
 and control links, repeaters and simplex  
 (local option) 446.00 National simplex fre-  
 quency 447.00-450.00 Repeater inputs and  
 outputs (local option) Note: The 440 MHz  
 band plan is under review by the ARRL  
 VHF-UHF Advisory Committee

33 CENTIMETERS (902-928 MHz): 902.0-  
 903.0 Narrow-bandwidth, weak-signal com-  
 munications 902.0-902.8 SSTV, FAX, AC-  
 SSB, experimental 902.1 Weak-signal call-  
 ing frequency 902.8-903.0 Reserved for  
 EME, CW expansion 903.1 Alternate calling  
 frequency 903.0-906.0 Digital communica-  
 tions 906-909 FM repeater outputs 909-915  
 ATV 915-918 Digital communications 918-  
 921 FM repeater inputs 921-927 ATV  
 927-928 FM simplex and links Note: The  
 902 MHz band plan was adopted by the  
 ARRL Board of Directors in July 1989

23 CENTIMETERS (1240-1300 MHz):  
 1240-1246 ATV #1 1246-1248 Narrow-  
 bandwidth FM point-to-point links and  
 digital, duplex with 1258-1260, 1248-1258  
 Digital Communications 1252-1258 ATV #2  
 1258-1260 Narrow-bandwidth FM point-  
 to-point links and digital, duplexed with  
 1246-1252 1260-1270 Satellite uplinks, refer-  
 ence WARC '79 1260-1270 Wide-band-  
 width experimental, simplex ATV 1270-  
 1276 Repeater inputs, FM and linear, paired  
 with 1282-1288, 239 pairs every 25 kHz, eg  
 1270.025, .050, etc. 1271-1283 Non-coordi-  
 nated test pair 1276-1282 ATV #3 1282-  
 1288 Repeater outputs, paired with 1270-  
 1276 1288-1294 Wide-bandwidth experi-  
 mental, simplex ATV 1294-1295 Narrow-  
 bandwidth FM simplex services, 25-kHz  
 channels 1294.5 National FM simplex call-  
 ing frequency 1295-1297 Narrow bandwidth  
 weak-signal communications (no FM)  
 1295.0-1295.8 SSTV, FAX, ACSB, experi-  
 mental 1295.8-1296.0 Reserved for EME,  
 CW expansion 1296.00-1296.05 EME-ex-  
 clusive 1296.07-1296.08 CW beacons  
 1296.1 CW, SSB calling frequency 1296.4-  
 (Continued on Page 15)



## Court Finds... (Cont'd from Page 1)

unaware, violated the city's zoning rules. The city denied her application for a tower, but did grant Pentel a special use permit to allow here to keep the vertical, but that did not satisfy NOMRW.

Pentel sued the city in U.S. district court. Her attorney, John B. Bellows Jr., K0QBE, argued that the ordinance restricting her tower and antenna was preempted by federal law. A law known as PRB-1, which requires a reasonable accommodation of radio amateurs. The U.S. Court of Appeals for The 8th Circuit, has ruled that in establishing PRB-1, the FCC was attempting to strike a balance between the interests of municipalities and ham radio operators. The court noted that granting a special use permit for Pentel's vertical was not an acceptable accommodation to the radio amateur under the terms of PRB-1 and ordered the city to try again. The court did put some limit on it's decision. It said the finding does not mean the city must necessarily grant Pentel's application for a tower. Rather it stated the Mendota Heights, MN, must make a reasonable accommodation to insure her interests as a radio amateur are protected.



I UNDERSTAND THE NEW CAR WARRANTY IS VOID ON THIS CAR IF 2-WAY RADIO IS INSTALLED

## Ham Convicted of Harassing McDonalds Customers

A United States district court in Texas has written an end to the story of Terry VanSickle, WB5WXI, by sentencing him to 90 days of home confinement, 3 years probation, fining him \$1000, and ordering that he undergo a group counseling program as directed by the probation office. VanSickle is a TV news cameraman at station WFAA who had been accused by the FBI of harassing customers at a McDonalds restaurant drive-through window in the Dallas area. He initially protested his innocence last summer. One newspaper even ran a 2 column feature about VanSickle, quoting him as saying that the frequencies used by McDonalds are posted on computer bulletin boards, and anyone could have been responsible.

But on the 18th of October, Terry VanSickle changed his story. He pleaded guilty to one count of violating Title 47, section 333 of the U.S. code by willfully and maliciously interfering with radio communications. Sentencing was set for early January, and that time he faced a maximum term of 1 year in prison and \$100,000. fine. The lighter sentence of 90 days home confinement and probation falls under federal sentencing guide lines. It's mitigated by the fact that VanSickle has already lost some \$15,000. worth of scanners, two way radios, and other gear confiscated when he was detained.

Still, VanSickle's troubles may not be over. There's a likelihood of FCC administrative action to strip him of any federally issued radio licenses. And also there's the possibility of civil action against him by the McDonalds Corporation to recoup any losses incurred as a result of his jamming their radio system.

*de Newline*

## Marathon Ham

A ham who ran in the New York City Marathon last November, to raise money for Cancer research, will be doing it again soon on the West Coast. Fred Dube, AA8FQ, has announced that he will run in the March 6th Los Angeles Marathon and will be on the air before and during the race. With backing from ICOM America, Dube says that he will hold as many QSO's as he can while running the course. He says he plans to use repeaters on 145.200Mhz, 146.925Mhz, 445.325Mhz, and 447.235Mhz. Fred also will try his luck on the national SIMPLEX calling frequency, 146.52. His frequency coordination is being handled by the Baldwin Hills ARC. If band conditions warrant, he also plans to try some 20 meter remote base operations. Look for him on 14.295Mhz.

AA8FQ's participation in the New York City Marathon raised about \$2500. that was donated to the Sloan-Kettering Memorial Cancer Center. This time the proceeds of sponsored miles will benefit the Los Angeles Childrens' Cancer Research Fund. That organization is considered one of leading pediatric cancer research organization in the country. Ham's interested in sponsoring miles to be run by Fred can contact him at (216) 721-2466. Meanwhile we at NEWSLINE wish Fred Dube, AA8FQ good luck in his next run to save lives.

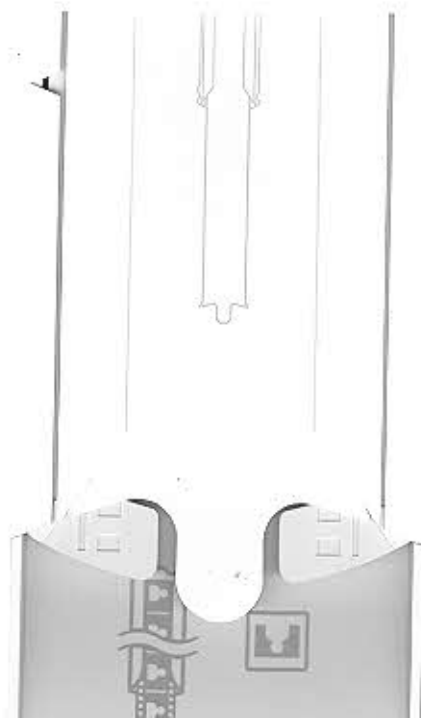
*de Newsline*

## INFORMATION SUPER HIGHWAY

Ham radio definitely will play an important part in President Clinton's information super highway. So says FCC Private Radio Bureau Chief Ralph Haller, N4RH. Speaking on Saturday, February 5th at the 1994 Tropical Hamboree in Miami, Haller told the group that it's the inventive nature of radio amateurs that makes them so important to the emerging information flow.

"The amateur service, I think is going to play a major role in the information super highway and the advancements that come online in the future. You're the people that have the practical knowledge of communications. You're the people that have come up with the innovative networks. Your packet data systems that are now very common in the commercial world. I guess what I am saying to you is, while I am not particularly concerned about any more of your frequencies being in jeopardy at this time, because there is no plans for that. I am concerned that you continue to move forward and keep pace with the commercial side, so that the technologies you have on the air will in fact provide you all of the kinds of feature rich functions that are going to be available to the general public. In fact you ought to have even more features because you are more qualified, you know what else is available besides just a device that can only be operated by someone that is not sophisticated in communications. It is an exciting time. I hope you share that view with me. Because it really, I think, is going to make a difference in the way we live in the future." FCC Private Radio Bureau Chief, Ralph Haller, N4RH.

Haller also took note of the success of the expansion of public service activities as a result of the FCC action to change its rules governing business communications. N4RH singled out the recent New York City *(Continued on Page 13)*



## Information... (Cont'd from Pg. 12)

Marathon as a primary example of the ham radio success brought about by this regulatory change.

"I recently had the opportunity to visit the New York Marathon. And to watch how amateur radio communications actually made that event occur. Without it, it would not occur. It is hard perhaps, to think about, to believe that the city of New York Police Department is unable to communicate over the entire 26 miles of that marathon. The only communications that worked over the entire 26 miles of that race was the amateur communications. The amateurs provided medical support, provide physician information, provided a whole host of communications capabilities. In fact it goes so far as to this. It was an amateur radio transmission that in fact signaled start the race. It wasn't on police radio, it wasn't on anything else, it was amateur that was the only communications capability that provided an instant notification to everyone in all parts of that race. Pretty amazing what you people have done." Ralph Haller, N4RH.

N4RH says that this one rules change has forever expanded the public service abilities of the ham radio community.

## Don't Forget....

**Manchaca**

**Swap Fest**

**April 9, 1994**

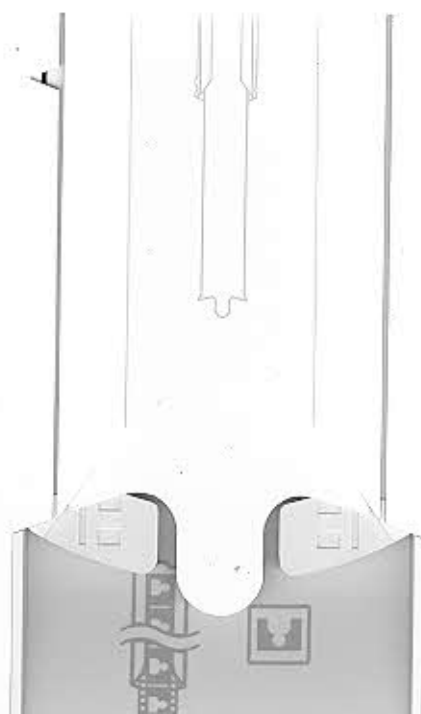
Contact Steve Sparks for additional information... See you there!

## AUSTIN AMATEUR RADIO CLUB MEETING

The annual banquet and installation of officers was held at Manhattan's restaurant in Round Rock on January 15, 1994. There were approximately 45 persons in attendance. The evening began about 6 PM with a social hour. Buffet style dinner began around 6:30 PM. About 7:15 PM President Jim Neely, WA5LHS, began the program. He introduced the old officers all of whom were reelected to new terms. The officers are Jim Neely, WA5LHS, President; Rod Moag, W0NDS, Vice-president; Dave Marschall, KG5ND, Treasurer; Steve Sparks, KB5RSY, Activities Manager, and John Weber, KF5OY, Secretary. President Neely also recognized former officers of the Club who were present. Ed Golla, K3AHS, was recognized for his many years of maintaining the Club's two meter repeater.

President Neely then turned the program over to Activities Manager Sparks who conducted drawings for the seventeen door prizes. These door prizes were awarded as follows:

1994 Callbook KA5HCX Ray Redwood  
ARRL Operating Manual N5HPC Joe Canfield  
ARRL Handbook KB5O Randy Higginbotham  
ARRL Handbook N5TLY Carol Thiel  
Quartz Wall clock KB5VIN Jason Hernandez  
Quartz Wall clock Jason Sparks  
MFJ Iambic Paddle N5SMN Joe Thiel  
MFJ 2-way antenna switch and connector  
KB5WOA Frank Edwards  
CQ Radio calendar Lynette Hernandez  
CQ Radio calendar WB5FIP Polly Womack  
MFJ 144/440 MHZ antenna KB5SUR Phil Steinbach  
Hustler 2 meter antenna W5SYT Eva Adams  
Novice antenna handbook Heidi Higginbotham  
80 meter dipole kit K5KVH Stuart Rohre  
Wire antenna handbook W5HNV Will Cowan  
MFJ 2 meter 1/4 wave rubber ducky antenna W7IKT Bob Heiser  
ANLI 144/440 MHZ antenna W5FOZ Roy Miller (Continued on Pg. 14)



## AARC Information

Austin Amateur Radio Club, Inc.

### Officers

Jim Neely, WA5LHS, President .....442-4812  
Rod Moag, W0NDS, Vice Pres. ....467-6825  
Dave Marschall, KG5ND, Treasurer ..... 834-1779  
John Weber, KF5OY, Secretary ..... 280-1082  
Steve Sparks, KB5RSY, Activity Mgr. .. 251-7791

The Austin Amateur Radio Club, Inc., maintains a repeater with open autopatch and emergency power on 146.78 MHz, and an emergency HF/VHF station at the American Red Cross Building. Membership dues are \$6 per calendar year (\$10 for a family). Please contact an officer if you would like to join the club. Come on down to the next meeting!

### Committees and Positions

Ed Golla, K3AHS, Technical ..... 255-4818  
Joe Fisher, K5EJL, ARES Coord. ....926-4689  
Steve Means, N5PSW, A/Over Ed. ....452-7240  
4800 Caswell.....Austin,TX..78751

### AUSTIN AMATEUR RADIO CLUB MEETING - Jan. (Cont'd from pg. 13)

After the drawings for the door prizes, President Neely adjourned the meeting around 8 PM and attendees socialized and attempted to finish the keg which the restaurant had provided.

Respectfully submitted,

John Weber, KF5OY

AARC Secretary

## AARC/Over Information

ISSN 1067-0262, CODEN AAOVE3. (c) Austin Amateur Radio Club, Inc. and/or the Austin Repeater Organization.

Viewpoints expressed in The AARC/Over do not necessarily reflect those of any club or its members, directors or officers.

Members are encouraged to submit material for publication... send material to the Editor at 4800 Caswell, Austin 78751, by packet on the N5PSW BBS - 145.09 MHz or by connecting to the Balcones Fault Line BBS (452-2135). Submissions maybe edited for format, style and suitability. **Deadline for the next issue is the 14th of this month.** Late material will be saved for later months. Permission granted to reprint AARC/Over.

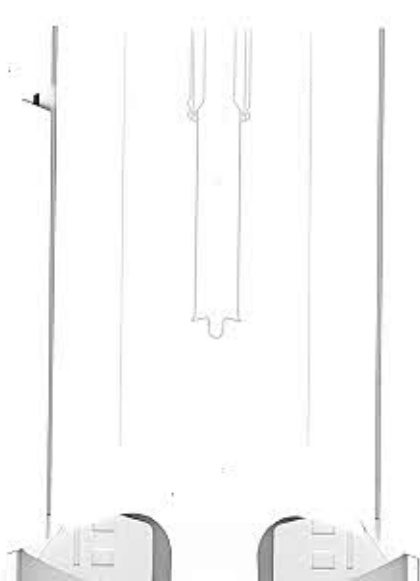
### Calendar

Mar. 1... Austin Rptr. Org. meets at Luby's  
Mar. 8... Austin ARC Meeting, Luby's  
Mar. 16... Austin Amateur TV Club - Luby's  
Mar. 19... QCWA meets at Luby's - 12:00

**Apr. 9... Manchaca Swap Fest**

### Weekly Events

ARES Net... Sun., 6:30 PM, 146.94 MHz  
ARES Net... Sun., 8:30 PM, 146.78 MHz  
SwapNet, NewsLine... Sun., 9 PM, 146.94 MHz  
Lunch... Thurs. @ Holiday House #4  
U.T. Net... Thurs., 7 PM, 145.21 MHz  
QCWA Net... Thurs., 8:15 PM, 147.18 MHz  
Breakfast... Sat., Simon David Deli  
521 Trade/Tech Net... Sat., 9 PM, 145.21 MHz  
WeatherNet... as needed, 146.94 MHz



## ...Band Plan(Cont'd from Page 10)

1296.6 Crossband linear translator input  
1296.6-1296.8 Crossband linear translator  
output 1296.8-1297.0 Experimental beacons  
(exclusive) 1297-1300 Digital Communica-  
tions

2300-2310 and 2390-2450 MHz: 2300.0-  
2303.0 High-rate data 2303.0-2303.5 Packet  
2303.5-2303.8 TTY packet 2303.9-2303.9  
Packet, TTY, CW, EME 2303.9-2304.1 CW,  
EME 2304.1 Calling frequency 2304.1-2304.2  
CW, EME, SSB 2304.2-2304.3 SSB, SSTV,  
FAX, Packet AM, Amtor 2304.30-2304.32  
Propagation beacon network 2304.32-2304.40  
General propagation beacons 2304.4-2304.5  
SSB, SSTV, ACSSB, FAX, Packet AM,  
Amtor experimental 2304.5-2304.7 Crossband  
linear translator input 2304.7-2304.9 Cross-  
band linear translator output 2304.9-2305.0  
Experimental beacons 2305.0-2305.2 FM simplex  
(25 kHz spacing) 2305.20 FM simplex  
calling frequency 2305.2-2306.0 FM simplex  
(25 kHz spacing) 2306.0-2309.0 FM Repeat-  
ers (25 kHz) input 2309.0-2310.0 Control and  
auxiliary links 2390.0-2396.0 Fast-scan TV  
2396.0-2399.0 High-rate data 2399.0-2399.5  
Packet 2399.5-2400.0 Control and auxiliary  
links 2400.0-2403.0 Satellite 2403.0-2408.0  
Satellite high-rate data 2408.0-2410.0 Satel-  
lite 2410.0-2413.0 FM repeaters (25 kHz)  
output 2413.0-2418.0 High-rate data 2418.0-  
2430.0 Fast-scan TV 2430.0-2433.0 Satellite  
2433.0-2438.0 Satellite high-rate data 2438.0-  
2450.0 WB FM, FSTV, FMTV, SS experi-  
mental Note: The 2300 MHz band plan was  
adopted by the ARRL Board of Directors in  
January 1991 Note: The following band plans  
were adopted by the ARRL Board of Direc-  
tors in July 1988

3300-3500 MHz: 3456.3-3456.4 Propagation  
beacons

5650-5925 MHz: 5760.3-5760.4 Propagation  
beacons

10.00-10.50 GHz: 10.368 Narrow band call-

ing frequency 10.3683-10.3684 Propaga-  
tion beacons 10.3640 Calling frequency

All modes and licensees (except Novices)  
are authorized on the following bands:  
24.0-24.25 GHz 165.0-170.0 48.0-50.0  
240.0-250.0 71.0-76.0 All above 300

The ARRL members and HQ staff would  
like to thank the following people for their  
contributions to this information file:  
K1CE WB8IMY NU0X

Send any additional information or  
changes to [mtracy@arrl.org](mailto:mtracy@arrl.org). 73 from  
ARRL HQ.

## March 8 AARC Program

Speaker: Ed Linde, N5DDT

Topic: 6 Meters - The Under-Populated  
Band

Ed has enjoyed operating on 6 meters for  
40 years, and he will tell you all you need  
to know about E- and F-layer DX, sunspot  
cycles, awards, repeaters, etc. Special  
Note: 6 meters is available for use by  
no-code licensees!

Plan to make the meeting, have a god meal  
with fellow hams and enjoy what sounds to  
be a not-to-be-missed program!



HE'S FROM THE NEIGHBORING TRIBE — HE SAYS YOU'RE  
USING TOO MUCH POWER — YOU SPATTERING OVER  
ENTIRE BAND!

