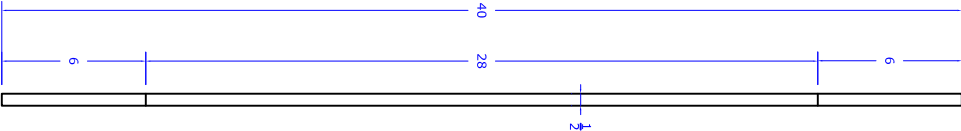



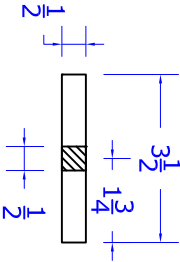
Detail 01: Front View  
Scale: 1 1/2" = 1'-0"



Detail 02: Side View  
Scale: 1 1/2" = 1'-0"



Detail 03: Diametric View  
Scale: NTS



Detail 04: Top View  
Scale: 3" = 1'-0"



ARCHITECTURAL  
IRON DESIGNS, INC.  
DESIGNS, INC.

(800) 784-7444

950South 2nd St.  
Plainfield, NJ 07063

Revision:

THIS DRAWING IS THE PROPERTY OF ARCHITECTURAL IRON DESIGNS, INC.,  
AND HAS BEEN PREPARED SPECIFICALLY FOR THE CLIENT OF THE PROJECT  
NAMED IN THIS DOCUMENT. THE RE-USE OF THIS DRAWING, BY OTHERS,  
WITHOUT THE EXPRESS WRITTEN CONSENT OF ARCHITECTURAL IRON  
DESIGNS, INC., IS STRICTLY PROHIBITED AND SUBJECT TO LIABILITY.

Drawn By  
TBZ/RC

2020 SERIES Part No: MDRN110 - (4VIEW)

Drawing No: B - 01

PLOT Size: 11 x 17 - RC Details  
Printed 1/28/2020 8:23 AM