

Sales Portal Instructions – Distributors

2020



SMITH-COOPER.
INTERNATIONAL



Features & Benefits

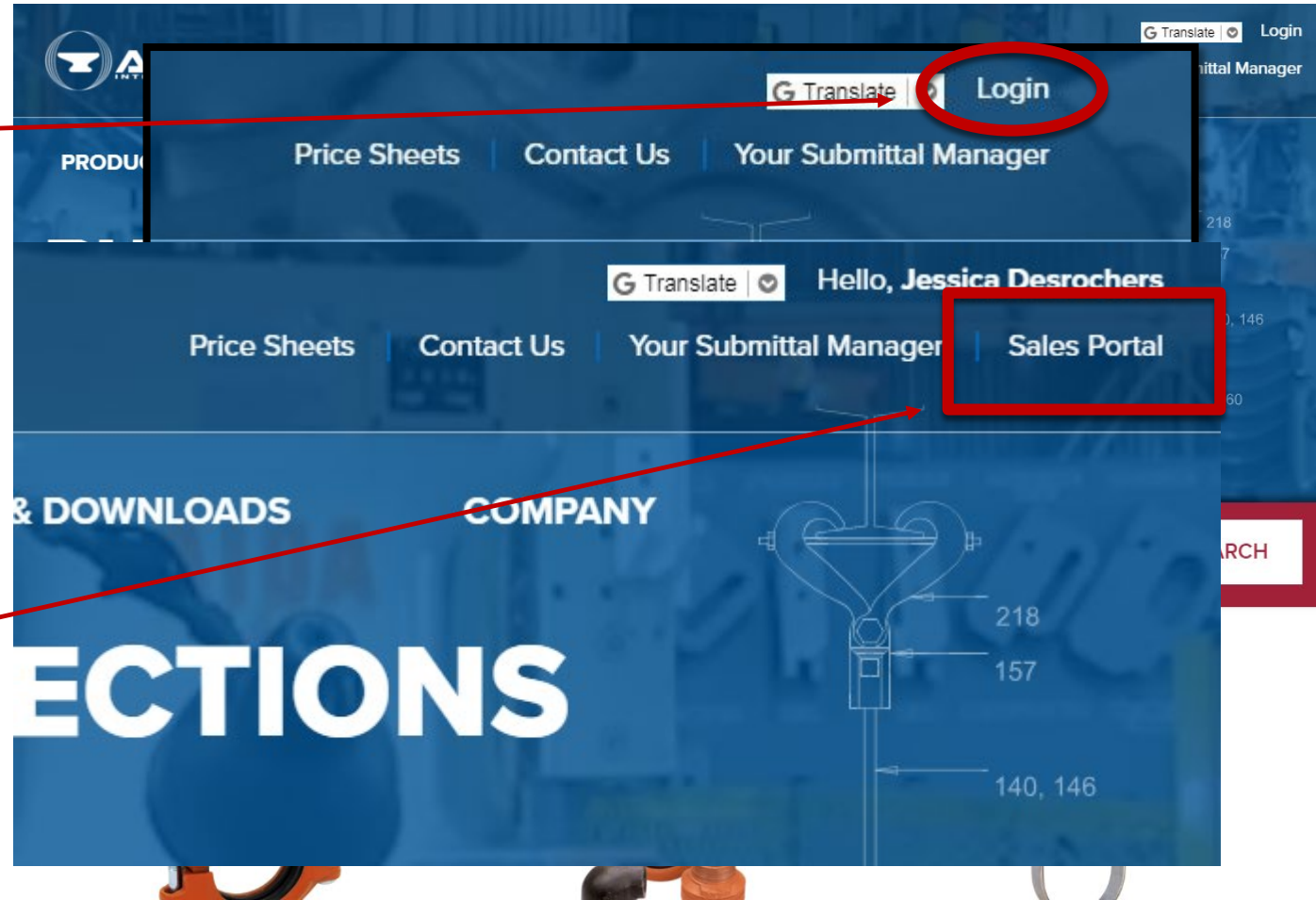
- Live access to check product inventory in real time
- Reduces email/phone inquiries and wait time for answers
- Enables users to be more effective and provide information faster
- Mobile Friendly
- Makes Anvil website a 24/7 sales tool

Getting Access

- Step 1: Sign up for an account on our website (Submittal Manager account is the same)
- Step 2: Receive an activation email, activate account to lookup product inventory
- Distributor accounts are tied to company domains, so best to only sign up using your company work email
- If when you activate your account, you still do not see inventory, Request company domain access from your sales manager or email marketing@anvilintl.com

Accessing the Sales Portal


Login to your Anvil account (same credentials as Submittal Manager)



Once logged in, you will see "Sales Portal" access appear in upper right corner.

Checking Inventory

Main Search



The screenshot shows the top section of a website. At the top is a dark blue banner with the text "SALES PORTAL" in white. Below this is a dark red horizontal bar. On the left side of this bar is a magnifying glass icon. To its right is a search input field with the placeholder text "search by products, documents or keyword". On the far right of the red bar is a white rectangular button with the word "SEARCH" in red text.

Use Search bar to find product page to check inventory (i.e. Fig 74, 90 elbow, etc)

*Slide 8 for detail on customer part number search function

Customer Part Search

If you have a customer part number, use the search box below to look up inventory.

Customer Part Number


SEARCH

Checking Inventory

FIG 1101
1101 90° Elbow



Select the specific item you want to check inventory on by filtering or choosing an item directly.



 Print

Add to Submittal Manager

Select Project ▼

Require Additional Assistance?

REQUEST MORE INFO

DESCRIPTION

Anvil International offers the broadest line of malleable iron fitting sizes in both black and galvanized finishes. Every fitting is manufactured and tested to meet Anvil's strict quality standards. All Anvil Class 150 Malleable Iron Fittings conform to ASME B16.3 and unions conform to ASME B16.39. All elbows and tees 3/8" (10 DN) and larger are 100% gas tested at a minimum of 100 PSI. (6.9 bar)

SEARCH PRODUCT INVENTORY

FILTER ITEMS BY SIZE (OPTIONAL)

Optionally, filter items by size using the select boxes below

Size 1

1 ▼

Size 2

Select a Size ▼

*CHOOSE AN ITEM

*You must select an item to find inventory

Items

Select an Item ▼

Select an Item

1 BLK MI 90 ELL

1 GALV MI 90 ELL

COR 1 BLK MI 90 ELL

Inventory Results

Size 1
1

Size 2
Select a Size

Items
1 GALV MI 90 ELL

FIND INVENTORY

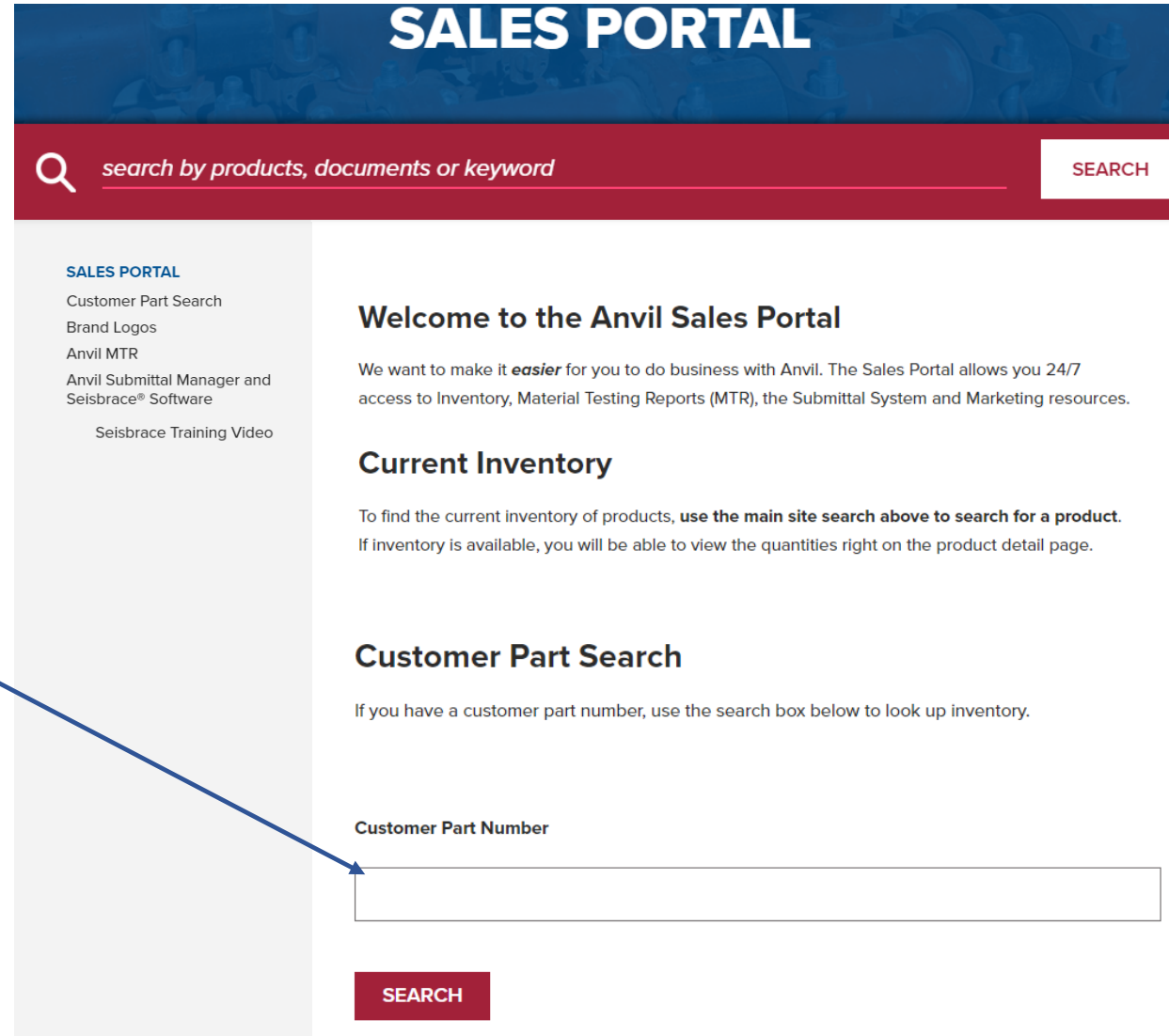
CURRENT INVENTORY
Item Number: **0311001200**
Total Inventory: **41,116**

Current inventory levels reflected in table below do not include product currently in production or en route to warehouses. The inventory shown reflects product available in our Anvil Distribution Centers. Inventory per location may vary slightly by the time an order is received by Customer Service.

DISTRIBUTOR LOCATION	INVENTORY
Tinley Park, IL, USA	5,370
Columbia, PA, USA	20,079
Odessa, TX, USA	0
Orlando, FL, USA	3,555
Irving, TX, USA	6,826
Ontario, CA, USA	4,719
Simcoe, ONT, Canada	567

Results are given by total number in inventory, then broken down by warehouse location. →

Customer Part Number Search



The screenshot shows the Anvil Sales Portal interface. At the top is a dark blue header with the text "SALES PORTAL" in white. Below this is a red search bar with a magnifying glass icon on the left, the placeholder text "search by products, documents or keyword", and a white "SEARCH" button on the right. On the left side, there is a grey sidebar with the heading "SALES PORTAL" and a list of links: "Customer Part Search", "Brand Logos", "Anvil MTR", "Anvil Submittal Manager and Seisbrace® Software", and "Seisbrace Training Video". The main content area has a white background. It starts with the heading "Welcome to the Anvil Sales Portal" followed by a paragraph: "We want to make it *asier* for you to do business with Anvil. The Sales Portal allows you 24/7 access to Inventory, Material Testing Reports (MTR), the Submittal System and Marketing resources." Below this is the heading "Current Inventory" and a paragraph: "To find the current inventory of products, use the main site search above to search for a product. If inventory is available, you will be able to view the quantities right on the product detail page." The next section is "Customer Part Search" with the text: "If you have a customer part number, use the search box below to look up inventory." This section contains a text input field labeled "Customer Part Number" and a red "SEARCH" button below it. A blue arrow points from the text on the left to the input field.

If your company is setup with an item cross reference in our Anvil system, you can search using your own customer part number in this section.

Inventory results will be displayed on this page

Contact Marketing



Any questions, contact marketing@anvilintl.com

Thank You!



SMITH-COOPER.
INTERNATIONAL

