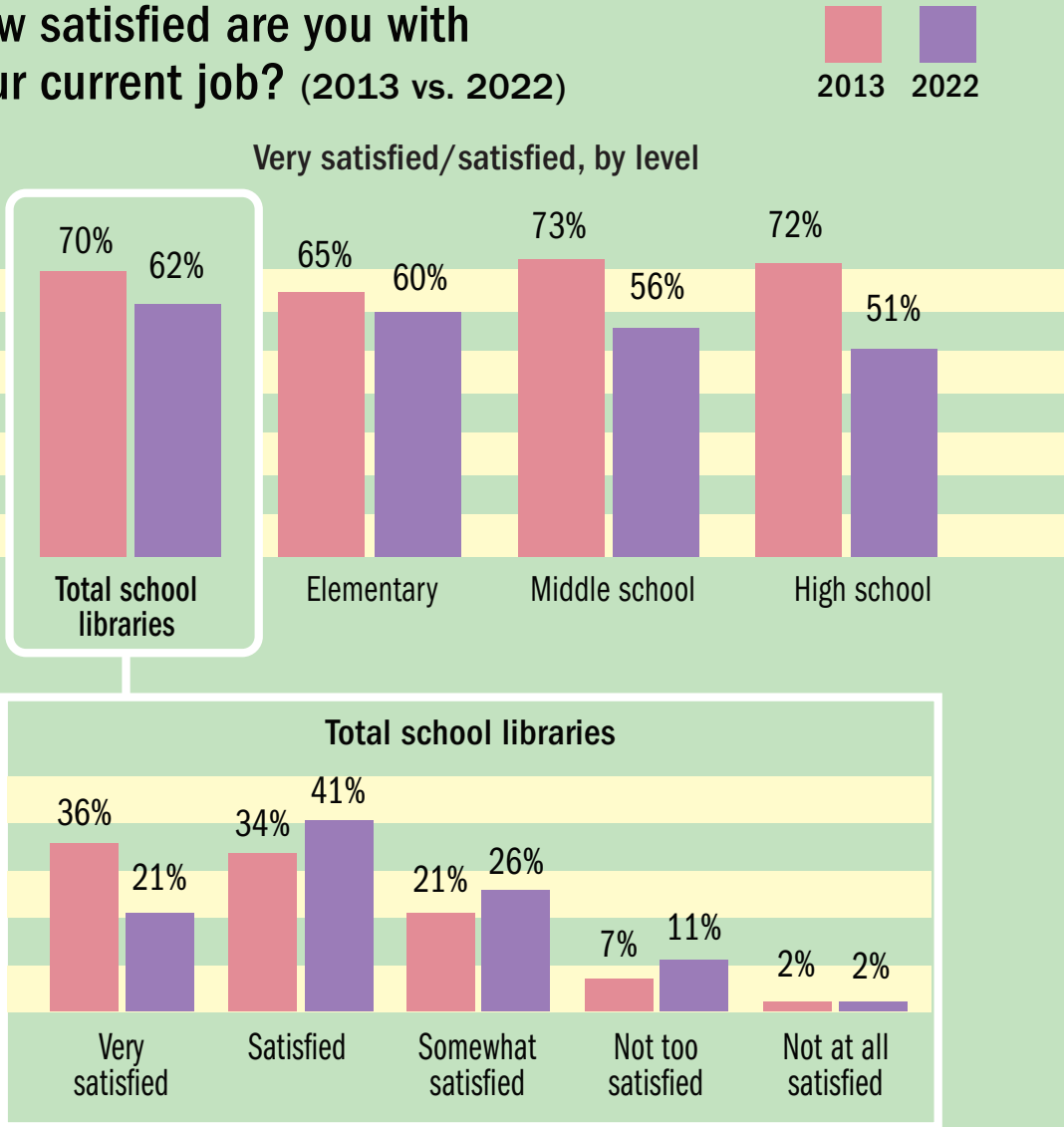


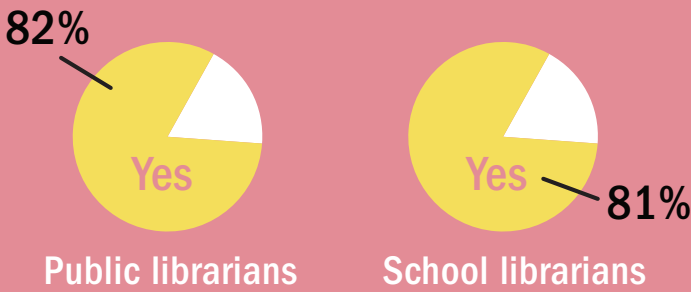
School Librarians

How satisfied are you with your current job? (2013 vs. 2022)

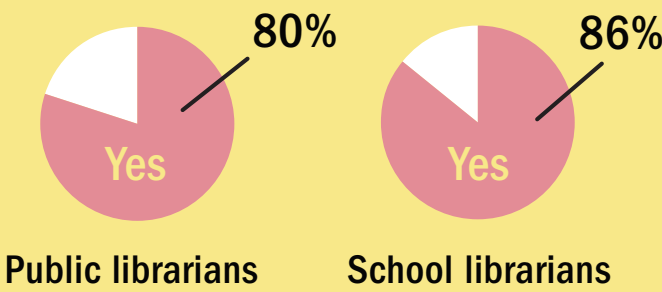


Source: Comparing 2022 data with 2013 SLJ Job Satisfaction Survey

Would you choose this career again?

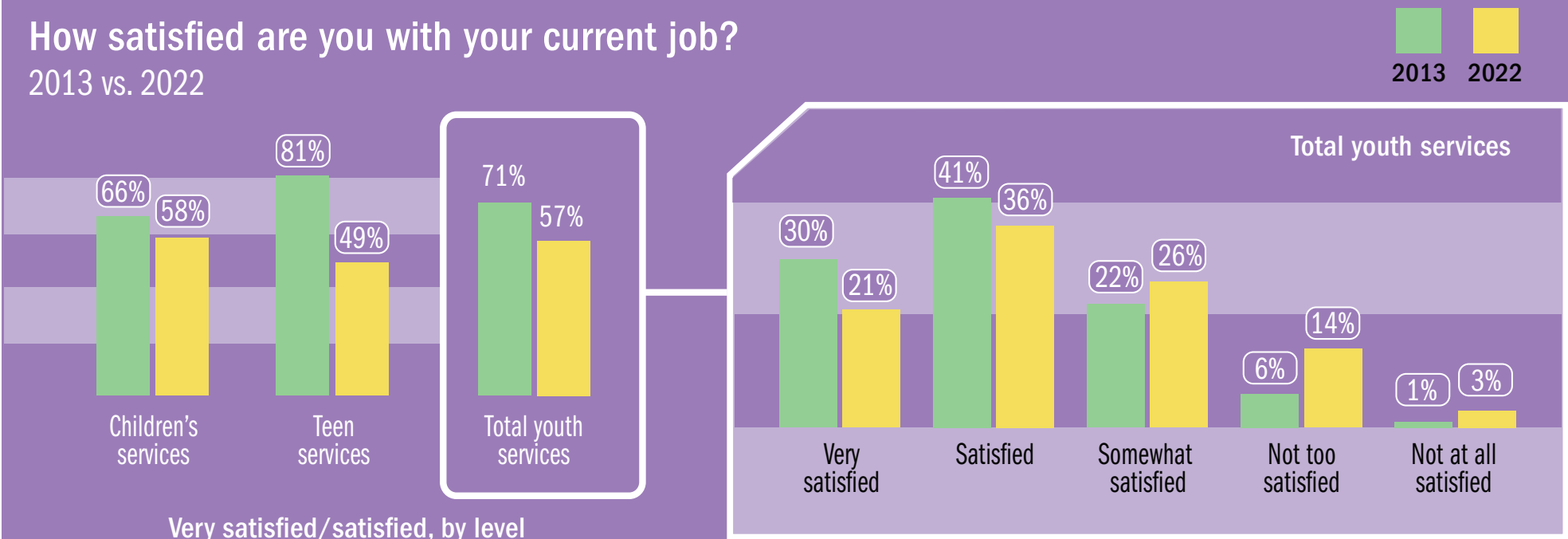


Would you recommend librarianship/library media as a career to a young person just entering college?



Public Librarians

How satisfied are you with your current job? 2013 vs. 2022



Source: Comparing 2022 data with 2013 SLJ Job Satisfaction Survey

Primary job satisfactions

- Total youth services in public libraries
- 1 Working with young people/students
 - 2 Creating/presenting programs
 - 3 Matching readers to books they enjoy
- Total school libraries
- 1 Working with young people/students
 - 2 Matching readers to books they enjoy
 - 3 Providing a welcoming environment for users

Primary job dissatisfactions

- Total youth services in public libraries
- 1 Low salary
 - 2 Not enough staff
 - 3 Conflicts with administrators/managers
- Total school libraries
- 1 Lack of respect/recognition
 - 2 Performing non-library-related tasks
 - 3 Not enough staff

Greatest on-the-job challenges

- Total youth services in public libraries
- 1 Lack of time to do everything
 - 2 Staff morale
 - 3 Unruly library users
- Total school libraries
- 1 Lack of time to do everything
 - 2 Budgetary constraints
 - 3 Unruly library users

This joint LJ/SLJ study was fielded to public, school, and academic libraries from October 14 to 26, 2022. The SLJ portion is based on 862 U.S. respondents employed in school libraries (n=526) or in youth services positions in public libraries (n=336). School data presented in total has been weighted to represent the breakdown of U.S. elementary, middle, high, and K-12/K-8 schools.