



Home

[7z Format](#)

[LZMA SDK](#)

[Download](#)

[FAQ](#)

[Support](#)

[Links](#)

English

[Chinese Simpl.](#)

[Chinese Trad.](#)

[Esperanto](#)

[French](#)

[German](#)

[Japanese](#)

[Portuguese Brazil](#)

[Spanish](#)

[Thai](#)

[Vietnamese](#)

## 7-Zip

**7-Zip** is a file archiver with a high compression ratio.

**Download 7-Zip 25.01 (2025-08-03) for Windows x64 (64-bit):**

Link	Type	Windows	Size
<a href="#">Download</a>	.exe	64-bit x64	1.6 MB

**Download 7-Zip 25.01 for another Windows platforms (32-bit x86 or ARM64):**

Link	Type	Windows	Size
<a href="#">Download</a>	.exe	32-bit x86	1.3 MB
<a href="#">Download</a>	.exe	64-bit ARM64	1.5 MB

## License

**7-Zip** is **free software** with **open source**. The most of the code is under the **GNU LGPL** license. Some parts of the code are under the BSD 3-clause License. Also there is unRAR license restriction for some parts of the code. Read [7-Zip License](#) information.

You can use 7-Zip on any computer, including a computer in a commercial organization. You don't need to register or pay for 7-Zip.

<b>7-Zip 25.01</b>	<b>2025-08-03</b>
--------------------	-------------------

[7-Zip 25.01](#)

<b>7-Zip 25.00</b>	<b>2025-07-05</b>
--------------------	-------------------

[7-Zip 25.00](#)

<b>7-Zip 24.09</b>	<b>2024-11-29</b>
--------------------	-------------------

[7-Zip 24.09](#)

**7-Zip ChangeLog**

[History of 7-zip changes](#)


1. Go to <https://www.7-zip.org/>. Download the 64-bit x64 version (CyberPatriot requires using a 64-bit host). If prompted, choose to “Save” the file to disk.

Downloads

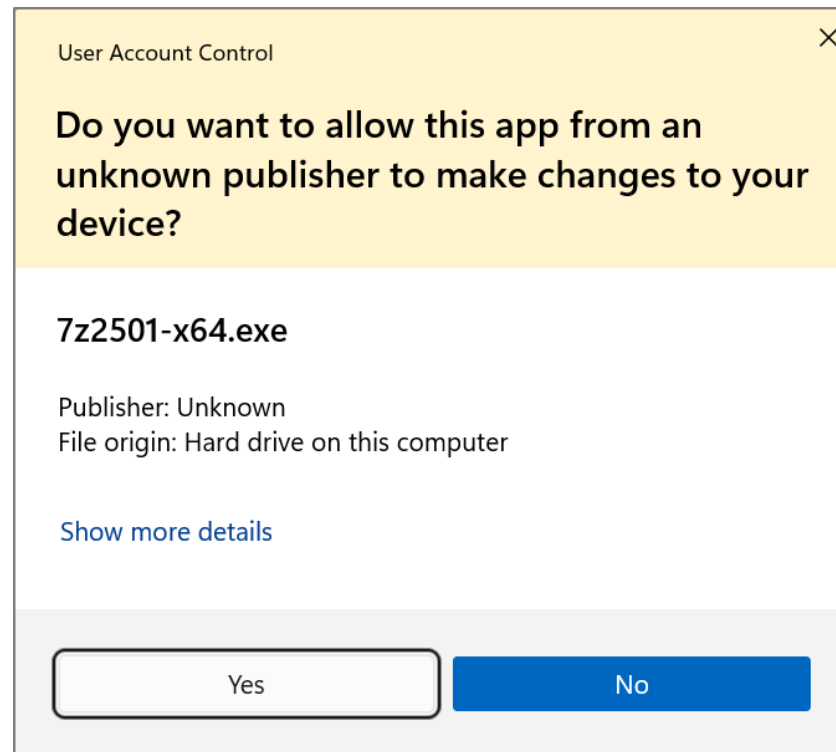
Search Downloads

Sort

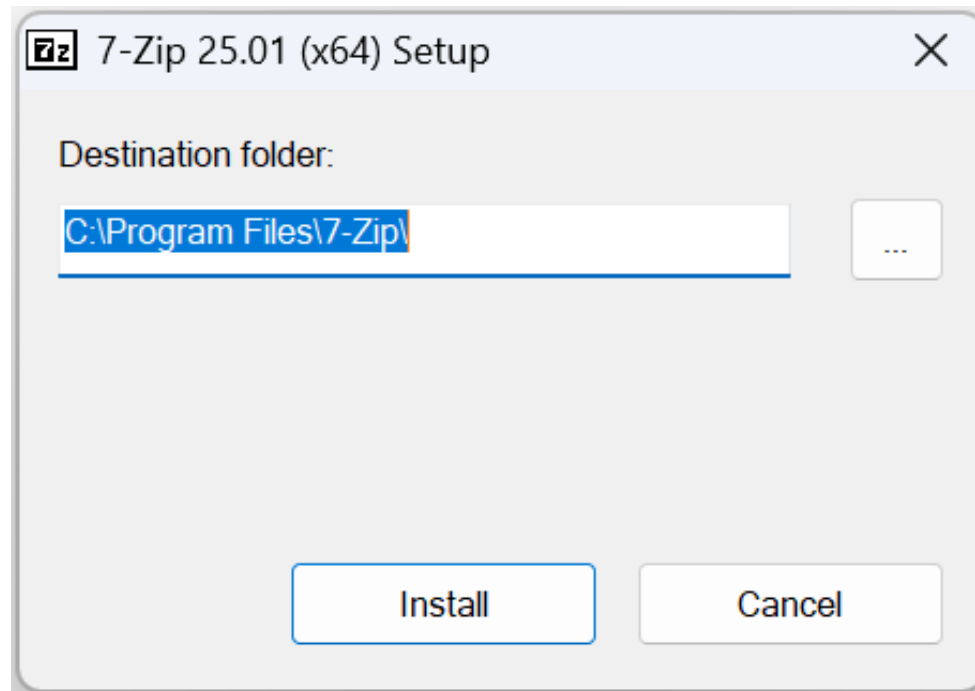
View

Name	Date modified	Type	Size
Today			
 7z2501-x64	12/3/2025 11:48 AM	Application	1,605 KB

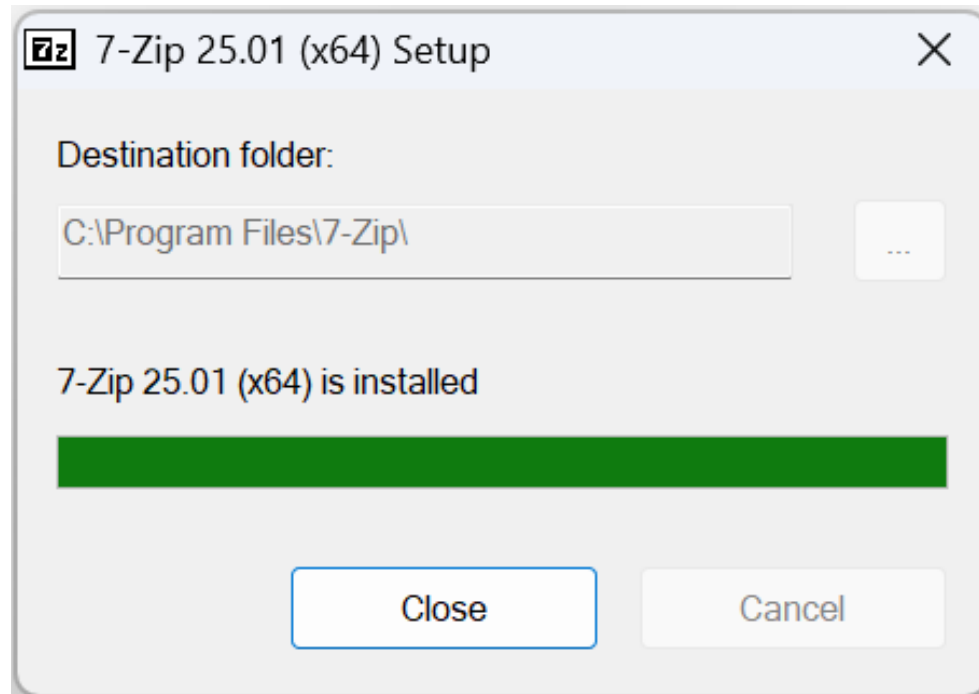
2. Locate the 7-zip installation file (by default, it will be saved to the Downloads folder), and double-click to install.



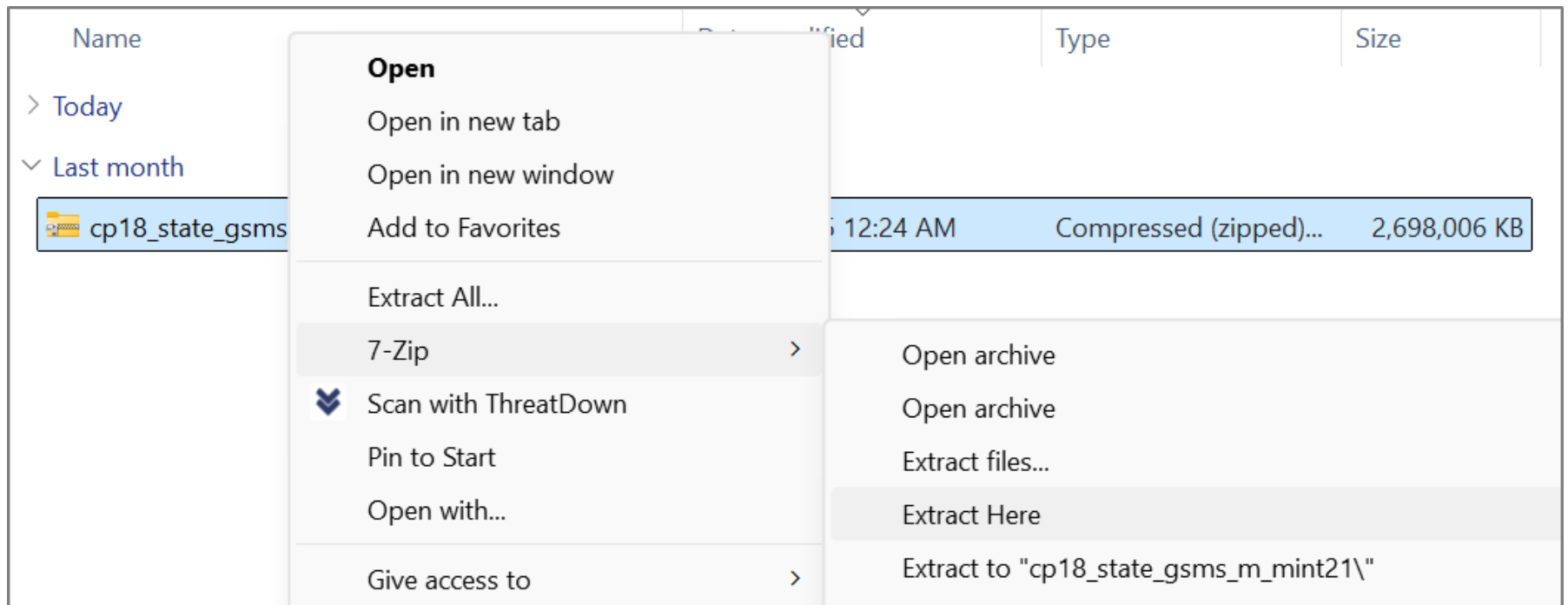
3. When prompted, click “Yes” to allow the installation to proceed.



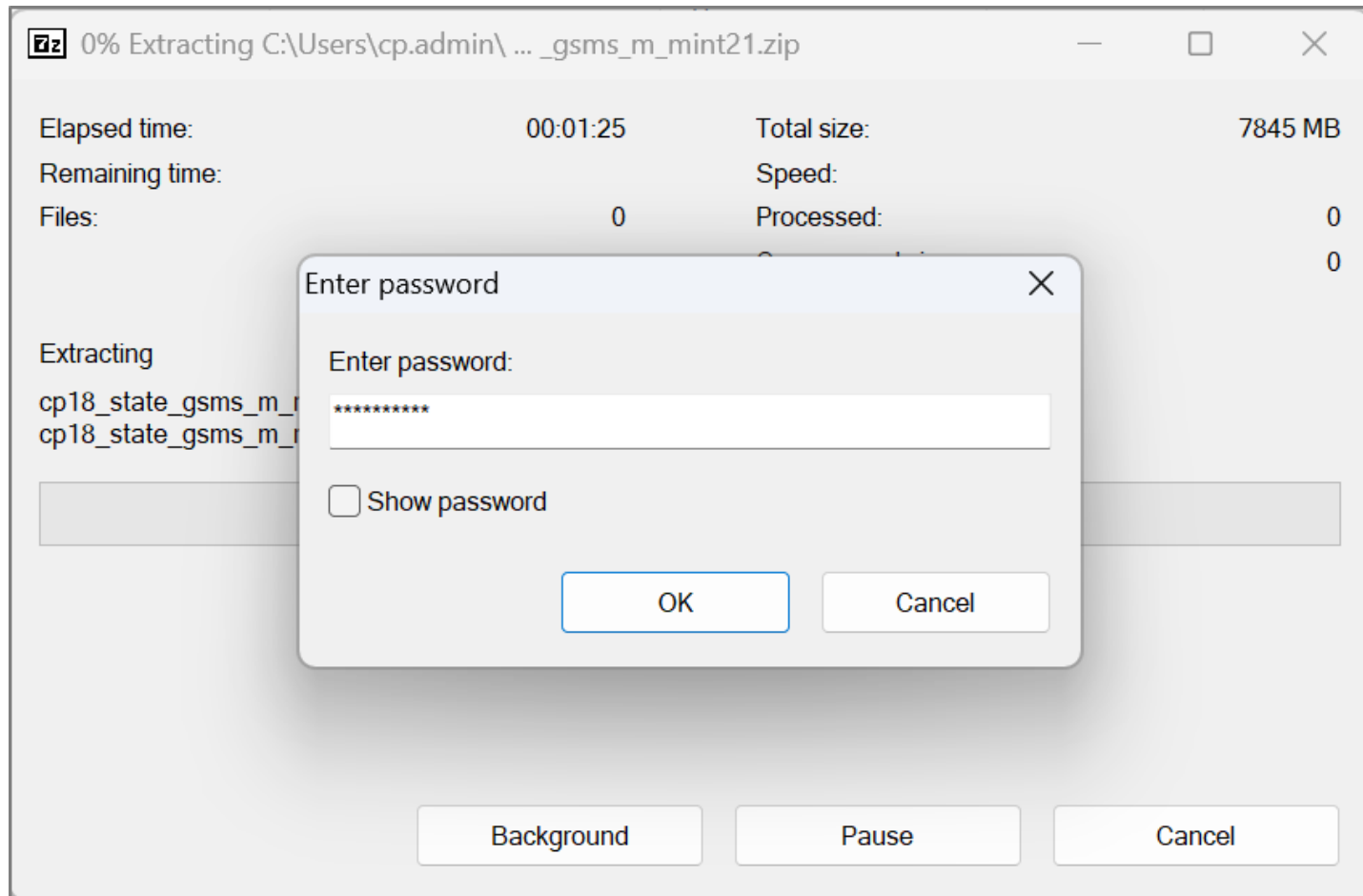
4. Click “Install” to continue.



5. Click “Close” to finish the installation.



6. Right click on the file you would like to extract, select “Show more options” and hover the cursor over “7-Zip”. Click on “Extract Here” and enter the password if applicable.



7. Enter the password as provided by CyberPatriot. Note: The extraction process may take a minute or two, if it is finished in only a few seconds, the password may have been entered incorrectly and the extracted file folder will need to be deleted and re-extracted.