

Withdrawal/Redaction Sheet

Clinton Library

DOCUMENT NO. AND TYPE	SUBJECT/TITLE	DATE	RESTRICTION
001. paper	re Description of Youth Panel (4 pages)	c 06/1996	b(6)
002. schedule	FLOTUS, Friday, June 14, 1996 [partial] (3 pages)	06/14/1996	b(7)(E), b(6)

COLLECTION:

Clinton Presidential Records
 Office of the First Lady
 Jennifer Klein
 OA/Box Number: 13523

FOLDER TITLE:

Children's Conference, Kansas City, and Other Related Loose Materials [3]

2014-0536-S

kc1413

RESTRICTION CODES

Presidential Records Act - [44 U.S.C. 2204(a)]

- P1 National Security Classified Information [(a)(1) of the PRA]
- P2 Relating to the appointment to Federal office [(a)(2) of the PRA]
- P3 Release would violate a Federal statute [(a)(3) of the PRA]
- P4 Release would disclose trade secrets or confidential commercial or financial information [(a)(4) of the PRA]
- P5 Release would disclose confidential advice between the President and his advisors, or between such advisors [(a)(5) of the PRA]
- P6 Release would constitute a clearly unwarranted invasion of personal privacy [(a)(6) of the PRA]

C. Closed in accordance with restrictions contained in donor's deed of gift.

PRM. Personal record misfile defined in accordance with 44 U.S.C. 2201(3).

RR. Document will be reviewed upon request.

Freedom of Information Act - [5 U.S.C. 552(b)]

- b(1) National security classified information [(b)(1) of the FOIA]
- b(2) Release would disclose internal personnel rules and practices of an agency [(b)(2) of the FOIA]
- b(3) Release would violate a Federal statute [(b)(3) of the FOIA]
- b(4) Release would disclose trade secrets or confidential or financial information [(b)(4) of the FOIA]
- b(6) Release would constitute a clearly unwarranted invasion of personal privacy [(b)(6) of the FOIA]
- b(7) Release would disclose information compiled for law enforcement purposes [(b)(7) of the FOIA]
- b(8) Release would disclose information concerning the regulation of financial institutions [(b)(8) of the FOIA]
- b(9) Release would disclose geological or geophysical information concerning wells [(b)(9) of the FOIA]

Youth Talk: A City Listens to Children

Outline of Conference:

- You and Al Sassone, President of the United Way, proceed to stage (you are seated in chair beside podium)
- Sassone makes brief welcoming remarks and welcomes Mrs. Clinton and Mayor Cleaver onto stage
- Mrs. Clinton and the Mayor proceed onto stage and are seated.
- Sassone introduces you
- You proceed to podium and
 1. give overview of the Conference:
 - First Mayor Cleaver and Mrs. Clinton will give some opening remarks
 - Second, we will all have a chance to LISTEN to the wonderful group of young people assembled on stage
 - Then we will have a chance to respond, as an audience, to the concerns and issues that the young people raise
 2. introduce the Mayor (and be seated in chair)
- Mayor will proceed to podium, make remarks and introduce Mrs. Clinton
- Mrs. Clinton will proceed to podium and make remarks
- You will return to podium and introduce the discussion with the young people:
 - We have the following group assembled:
 - Monica Roberts, age 17
 - Shanna Hiebert, age 13
 - Chris Elders, age 16
 - Jackie Melgoza, age 14
 - Brett Goodwin, age 12
 - Karla Philpot, age 17
 - Eric Gephart, age 16
 - Tanisha McGee, age 17
 - Josh Reed, age 18
 - We are here to listen to them
 - With that, I turn it over to Mrs. Clinton, the Mayor, and the young people
- Discussion should last for about 1 hour
- You return to podium to introduce the next segment:
 - We now have an opportunity to respond to the issues and concerns raised by the eloquent and thoughtful young people assembled

Withdrawal/Redaction Marker

Clinton Library

DOCUMENT NO. AND TYPE	SUBJECT/TITLE	DATE	RESTRICTION
001. paper	re Description of Youth Panel (4 pages)	c 06/1996	b(6)

COLLECTION:

Clinton Presidential Records
Office of the First Lady
Jennifer Klein
OA/Box Number: 13523

FOLDER TITLE:

Children's Conference, Kansas City, and Other Related Loose Materials [3]

2014-0536-S

kc1413

RESTRICTION CODES

Presidential Records Act - [44 U.S.C. 2204(a)]

- P1 National Security Classified Information [(a)(1) of the PRA]
- P2 Relating to the appointment to Federal office [(a)(2) of the PRA]
- P3 Release would violate a Federal statute [(a)(3) of the PRA]
- P4 Release would disclose trade secrets or confidential commercial or financial information [(a)(4) of the PRA]
- P5 Release would disclose confidential advice between the President and his advisors, or between such advisors [(a)(5) of the PRA]
- P6 Release would constitute a clearly unwarranted invasion of personal privacy [(a)(6) of the PRA]

C. Closed in accordance with restrictions contained in donor's deed of gift.

PRM. Personal record misfile defined in accordance with 44 U.S.C. 2201(3).

RR. Document will be reviewed upon request.

Freedom of Information Act - [5 U.S.C. 552(b)]

- b(1) National security classified information [(b)(1) of the FOIA]
- b(2) Release would disclose internal personnel rules and practices of an agency [(b)(2) of the FOIA]
- b(3) Release would violate a Federal statute [(b)(3) of the FOIA]
- b(4) Release would disclose trade secrets or confidential or financial information [(b)(4) of the FOIA]
- b(6) Release would constitute a clearly unwarranted invasion of personal privacy [(b)(6) of the FOIA]
- b(7) Release would disclose information compiled for law enforcement purposes [(b)(7) of the FOIA]
- b(8) Release would disclose information concerning the regulation of financial institutions [(b)(8) of the FOIA]
- b(9) Release would disclose geological or geophysical information concerning wells [(b)(9) of the FOIA]

--This is a remarkable audience -- with representation from nearly every sector of our community -- the religious community, the business community, the advocacy community, the foundation and non-profit community, the media -- and most important, parents and children.

--Some leading representatives of those sectors who we have identified are:

- Dwayne Crompton, a child care and child development expert
- Jan Kreamer, President of the Greater Kansas City Community Foundation
- Sister Berta Sailer, founder of St. Vincent's Family Service Center and a teacher
- Bill Nelson, President, Chairman and CEO of Boatmen's Bank,
- Cynthia Smith, Vice President of KCPT and an award-winning news anchor and reporter
- Judge Christine Sill-Rogers, a family court judge and child advocate
- Reverend Henderson Bell, pastor of Mount Pleasant Baptist Church
- Dr. Elliot Bass, a family practitioner
- and Pauline Rios, who is here, as many of us are, as a parent.
- We are also pleased to have with us two members of Congress, Representatives Karen McCarthy and Pat Danner, as well as the Mayor of Kansas City, Kansas, Carol Marinovitch.

-(At this point, please call on one of the above adult respondents -- ask folks to stand when making a comment -- and help to keep the discussion moving for approx. 45-60 minutes, hoping to call for the last comment or question by 11.50.)

-Ask Mrs. Clinton and the Mayor if they have any closing comments.

-Thank everyone and close program -- THANK YOU!

-

ADULT RESPONDENTS SEATED IN AUDIENCE

Dwayne Crompton (Child Care)

Dwayne Crompton is a widely respected expert and activist on child care and related issues. He is the Executive Director of KSMC Child Development Corporation, a child development agency that administers Head Start and the Child and Adult Food Care Program, and operates two comprehensive child development centers which provide training and technical assistance to help meet the early care and educational needs of children.

Jan Kreamer (Foundation Leader)

Jan Kreamer is President of Greater Kansas City Community Foundation, a charitable organization which helps businesses and individuals get involved in supporting the community through philanthropy. Jan describes the mission of the Foundation, which has served the greater Kansas City area for 18 years, as "working to build community." GKCCF has developed several initiatives for children, including mentoring, neighborhood mobilization and outreach and counseling for at-risk youth.

Sister Berta Sailer (Education)

Sister Berta helped to found St. Vincent's Family Service Center, a child development center targeted to working poor families that provides day care, pre-school and after-school care, as well as a summer program. With clients that primarily include homeless, foster children, and children of teenage mothers, the Center seeks to help support families by providing access to social services. Sister Berta, a former teacher and a legend in the child advocacy community, recently brought two busloads of children to Washington, D.C. for Stand for Children.

Bill Nelson (Business)

Bill Nelson is the President, Chairman, and CEO of Boatman's Bank. Mr. Nelson is also actively involved in the community, serving as the chair of the Civic Council of Greater Kansas City and the co-chair of the Partnership for Children, an initiative by the Heart of American United Way and the Greater Kansas City Community Foundation.

Cynthia Smith (Media)

Cynthia Smith is Vice President of Corporate Communications for KCPT, Kansas City's Public Television station. Ms. Smith is an award winning news reporter and anchor, and has hosted her own radio show, Family Matters.

Judge Christine Sill-Rogers (Law)

Judge Sill-Rogers has been a family court judge since 1993 and has presided over many cases involving domestic violence. Because of the cases she tried as a judge, Judge Sill-Rogers has worked to change the state laws so that judges are required to appoint guardians for children in violent families. She also works as a community leader, serving as the legal director of the kids-run Kansas City Youth Court, which helps keep non-violent youth out of the formal court system.

Reverend Henderson Bell (Religion)

Reverend Bell, the Pastor of Mount Pleasant Baptist Church, has educated and led his congregation to make children the focus of their outreach ministry. The Church has generated enough funds to run the Children's Freedom School, a summer school based on the principles of the Children's Defense Fund.

Dr. Elliot L. Bass (Health Care Provider)

Dr. Bass is a private family practitioner in Kansas City. As a former associate medical director for Blue Cross/Blue Shield of Kansas City, Dr. Bass helped to develop several HMOs and PPOs. He is also an advisor to the Mayor's Task Force on Race Relations in Kansas City.

Pauline Rios (Parent)

Ms. Rios is the mother of four young children and the owner of a consulting business, BRAVA Enterprises. She has been an active member of numerous community organizations, including MANA, a Latina organization, the Hispanic Chamber of Commerce, and Harmony in a World of Difference. Ms. Rios also currently serves on the board of several organizations such as the YWCA and LULAC de Kansas City and has been nicknamed "Ms. Energizer" for her efforts to provide motivation and self-esteem to young people.

Withdrawal/Redaction Marker

Clinton Library

DOCUMENT NO. AND TYPE	SUBJECT/TITLE	DATE	RESTRICTION
002. schedule	FLOTUS, Friday, June 14, 1996 [partial] (3 pages)	06/14/1996	b(7)(E), b(6)

COLLECTION:

Clinton Presidential Records
Office of the First Lady
Jennifer Klein
OA/Box Number: 13523

FOLDER TITLE:

Children's Conference, Kansas City, and Other Related Loose Materials [3]

2014-0536-S

kc1413

RESTRICTION CODES

Presidential Records Act - [44 U.S.C. 2204(a)]

Freedom of Information Act - [5 U.S.C. 552(b)]

- P1 National Security Classified Information [(a)(1) of the PRA]
- P2 Relating to the appointment to Federal office [(a)(2) of the PRA]
- P3 Release would violate a Federal statute [(a)(3) of the PRA]
- P4 Release would disclose trade secrets or confidential commercial or financial information [(a)(4) of the PRA]
- P5 Release would disclose confidential advice between the President and his advisors, or between such advisors [(a)(5) of the PRA]
- P6 Release would constitute a clearly unwarranted invasion of personal privacy [(a)(6) of the PRA]

- b(1) National security classified information [(b)(1) of the FOIA]
- b(2) Release would disclose internal personnel rules and practices of an agency [(b)(2) of the FOIA]
- b(3) Release would violate a Federal statute [(b)(3) of the FOIA]
- b(4) Release would disclose trade secrets or confidential or financial information [(b)(4) of the FOIA]
- b(6) Release would constitute a clearly unwarranted invasion of personal privacy [(b)(6) of the FOIA]
- b(7) Release would disclose information compiled for law enforcement purposes [(b)(7) of the FOIA]
- b(8) Release would disclose information concerning the regulation of financial institutions [(b)(8) of the FOIA]
- b(9) Release would disclose geological or geophysical information concerning wells [(b)(9) of the FOIA]

C. Closed in accordance with restrictions contained in donor's deed of gift.

PRM. Personal record misfile defined in accordance with 44 U.S.C. 2201(3).

RR. Document will be reviewed upon request.

[002]

**SCHEDULE FOR HILLARY RODHAM CLINTON
FRIDAY, JUNE 14, 1996
FINAL***

WASHINGTON, DC/KANSAS CITY, MO/WASHINGTON, DC

Lead Advance: Pat Halley
Holiday Inn Crown Plaza
816-531-3000 Rm 7825
816-531-3007 fax
800-SKY-PAGE #106-1114

Press Advance: Ian Alberg
816-531-3000 Rm 1724
816-531-3007 fax
800-SKY-PAGE #161-4679

Site Advance: Vanessa Flint

Scheduler: Ron Books
202-456-5315 office
202-456-5340 fax
703-525-5457 home
WHCA pager #4818

PREV RON The White House

6:00 am

(b)(6)

Contact: Patty
202-785-2222 (w)
301-567-6349 (h)

6:50 am

DEPART South Portico
EN ROUTE Andrews Air Force Base
[drive time: 30 minutes]

MOTORCADE MANIFEST

LIMO: HRC

STAFF VAN: WILLIAMS, KLEIN, FINNEY, FARMER, NICHOLS

7:20 am

ARRIVE Andrews Air Force Base
Phone: 301-981-2100
Fax: 301-981-4527

NOTE: Congresswoman Karen McCarthy, Congresswoman Pat Danner and John Holland will meet HRC at Andrews and accompany her on the flight to Kansas City.

[002]

**SCHEDULE FOR HILLARY RODHAM CLINTON
FRIDAY, JUNE 14, 1996
PAGE 2**

7:30 am **WHEELS UP** Washington, DC

(b)(7)e

9:00 am **WHEELS DOWN** Kansas City, MO
Kansas City Downtown Airport
FBO: Executive Beechcraft
Phone: 816-842-8484
Fax: 816-221-4802
CLOSED PRESS

NOTE: Pat Halley will greet HRC upon arrival.

Greeters:

- Mayor Emmanuel Cleaver
- Woody Overton, Regional GSA Administrator
- Holly Nichols' family

9:15 am **DEPART** Kansas City Downtown Airport
EN ROUTE Kansas City Convention Center
[drive time: 10 minutes]

MOTORCADE MANIFEST

LIMO: HRC

STAFF VAN: WILLIAMS, KLEIN, FINNEY, FARMER, NICHOLS

GUEST VAN: MCCARTHY, DANNER, OVERTON, HOLLAND

9:25 am **ARRIVE** Kansas City Convention Center

9:25 am **PROCEED VIA ELEVATOR TO** Room 4300 A

9:30 am-

9:35 am

MEET & GREET W/ CONFERENCE YOUTH PARTICIPANTS
Room 4300 A
WH PHOTO ONLY

FORMAT: HRC to move in a u-shape to each youth.

PARTICIPANTS:

- HRC
- Mayor Cleaver
- Approximately 9 youths

**SCHEDULE FOR HILLARY RODHAM CLINTON
FRIDAY, JUNE 14, 1996
PAGE 3**

9:35 am-

9:40 am

MEET & GREET W/ CONFERENCE ADULT RESPONDENTS
Room 4300 C
WH PHOTO ONLY

FORMAT: HRC to move in a u-shape to each adult.

PARTICIPANTS:

- HRC
- Mayor Cleaver
- Mayor Carol Marinovitch, Kansas City, Kansas
- Al Sassone, President of Heart of America United Way
- Carl Boyd, conference moderator
- Approximately 9 adults.

9:45 am

PROCEED W/ MAYOR CLEAVER TO Room 4300 E/F/G/H
(Backstage)

9:40 am-

11:55 am

CHILDREN'S CONFERENCE "YOUTH TALK: A CITY LISTENS TO CHILDREN"

Room 4300 E/F/G/H

HRC Hold: Dressing Room B

Phone: 816-871-3656

Fax: 816-871-3655

OPEN PRESS

NOTE: There will be a pre-program.

FORMAT:

- Al Sassone, President of Heart of America United Way, delivers welcoming remarks and intros Mayor Cleaver and HRC into the room.
- HRC and Mayor Cleaver proceed to seats on stage.
- Mr. Sassone intros Carl Boyd, moderator.
- Mr. Boyd explains conference format and intros Mayor Cleaver.
- Mayor Cleaver proceeds to podium, delivers brief remarks and intros HRC.

**SCHEDULE FOR HILLARY RODHAM CLINTON
FRIDAY, JUNE 14, 1996
PAGE 4**

- HRC proceeds to podium and delivers remarks.
- HRC returns to seat on stage.
NOTE: HRC to put a hard wire lav on upon arrival to seat.
- Mr. Boyd intros each youth and turns the program over to HRC and Mayor Cleaver.
- Open discussion with approximately 10 youths ages 13-18 (60 minutes).
- Mr. Boyd opens discussion with adult respondents seated in the first row and the audience at large.
NOTE: There will be 8 adults representing different sectors of the Kansas City community.
- Mr. Boyd closes the discussion and intros Mayor Cleaver.
- Mayor Cleaver delivers closing remarks from his seat and intros HRC.
- HRC delivers closing remarks from her seat.
- HRC departs.

PARTICIPANTS: Approximately 350 people to attend.

11:55 am

PROCEED TO Room 4300 A

12:00 pm-
12:10 pm

MEET AND GREET
Room 4300 A
WH PHOTO ONLY

FORMAT: HRC will move in a u-shape to each person.

PARTICIPANTS:

- HRC
- Maggie's family
- Kelly Crawford +3
- Roshan Parris +2
- Katie Steele, HHS Regional Director

**SCHEDULE FOR HILLARY RODHAM CLINTON
FRIDAY, JUNE 14, 1996
PAGE 5**

12:10 pm **PROCEED TO Room 4300 D & B**

Greeters:

- Adele Hall, Chair, Women's Public Service Network
- Mike Morrissey, Chair, Chamber of Commerce

12:15 pm-
1:00 pm

**COMMUNITY LEADERS LUNCHEON
Room 4300 D & B
CLOSED PRESS**

FORMAT:

- HRC, Ms. Hall, and Mr. Morrissey proceed on stage.
- HRC proceeds to seat next to Ms. Hall.
- Mr. Morrissey welcomes and intros Ms. Hall.
- Ms. Hall delivers brief remarks and intros HRC.
- HRC delivers remarks.
- HRC to do a Q & A.
- Ms. Hall closes the luncheon.
- HRC exits stage left, working a ropeline from left to right.

PARTICIPANTS: Approximately 125 people to attend.

Departure Greeters:

- Jeff and Nica Criswell, friends of Roger Clinton.

1:05 pm **DEPART Kansas City Convention Center
EN ROUTE Kansas City Downtown Airport
[drive time: 10 minutes]**

MOTORCADE MANIFEST

LIMO: HRC

STAFF VAN: WILLIAMS, KLEIN, FINNEY, FARMER, RABNER

[002]

**SCHEDULE FOR HILLARY RODHAM CLINTON
FRIDAY, JUNE 14, 1996
PAGE 6**

1:15 pm **ARRIVE** Kansas City Downtown Airport
FBO: Executive Beechcraft
Phone: 816-842-8484
Fax: 816-221-4802
CLOSED PRESS

1:30 pm **WHEELS UP** Kansas City, MO

(b)(7)e

4:40 pm **WHEELS DOWN** Andrews Air Force Base
Phone: 301-981-2100
Fax: 301-981-4527

4:50 pm **DEPART** Andrews Air Force Base
EN ROUTE White House
[drive time: 30 minutes]

MOTORCADE MANIFEST

LIMO: HRC

STAFF VAN: WILLIAMS, KLEIN, FINNEY, FARMER, RABNER

5:20 pm **ARRIVE** South Portico

5:30 pm **MACK MCLARTY'S 50TH BIRTHDAY PARTY (W/ POTUS)**
Yellow Oval Room
CLOSED PRESS

FORMAT: Cocktails and Appetizers.

10:00 pm **WHEELS UP VIA MARINE ONE** South Lawn

FLIGHT TIME: 30 MINUTES

10:30 pm **WHEELS DOWN** Camp David, MD

RON Camp David, MD

OVERNIGHT GUESTS:

- Dick Kelley
- Dorothy Rodham

**SCHEDULE FOR HILLARY RODHAM CLINTON
FRIDAY, JUNE 14, 1996
PAGE 7**

WEATHER FORECAST FOR WASHINGTON, DC:

- Partly cloudy with a chance of an afternoon shower or thunderstorm. Wind east to southeast at 8 to 15 knots. Low 65 to 70. High 86 to 91.

WEATHER FORECAST FOR KANSAS CITY, MO:

- Partly cloudy. Wind east to southeast at 5 to 10 knots. Low 64 to 69. High 86 to 91.

WEATHER FORECAST FOR CAMP DAVID:

- Partly cloudy. Wind northwest at 10 to 15 knots. Low 60 to 65. High 83 to 88.

WASHINGTON, DC EVENTS:

KENNEDY CENTER:

- Beauty and the Beast
- King Mackerel & the Blues are Running
- Shear Madness

FORDS:

- The Fantasticks

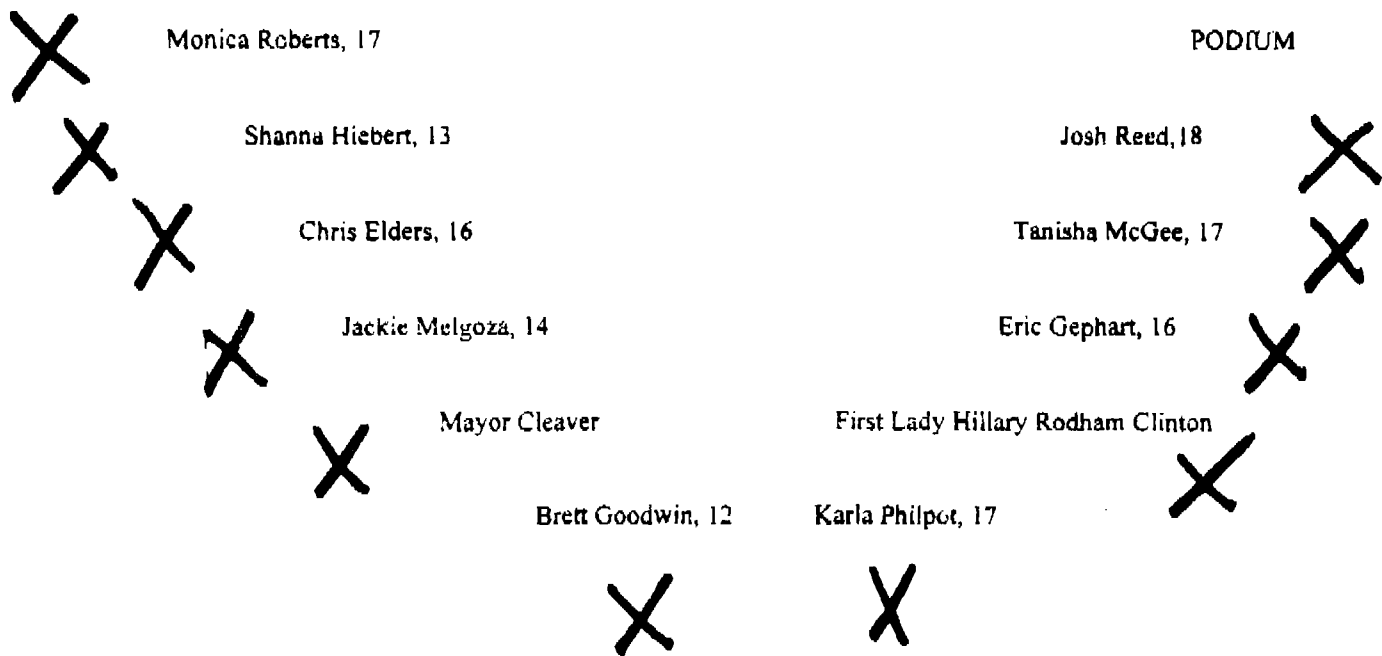
WOLFTRAP:

- George Benson
- National Symphony Orchestra

ARENA:

- Gross National Product

YOUTH TALK: A CITY LISTENS TO CHILDREN STAGE SEATING CHART



Plane —

- Question mark unraveling
- Remarks
- Deanna

- Adults role in audience

- Adele Hall's commitment

- Article in Star

TO JEN KLEIN

FIRST LADY HILLARY RODHAM CLINTON REMARKS FOR KANSAS CITY, MO JUNE 13, 1996

Congresswoman Pat Danner

[Acknowledgments: Al Sassone, [sass-SOWN], president of Heart of America United Way; Carl Boyd, moderator; Congresswoman Karen McCarthy; Claire McCaskill, Jackson County prosecutor; Kansas City Children's Choir] ~~Mayor Cleaver~~ *Mayor [Maginovich Cleaver]*

Thank-you, Mayor Cleaver. I also want to thank you for inviting me to join in this important conversation with and about the children of Kansas City.

I am very happy to be back here -- in a place where so many people are committed to making their hometown the very best place to raise and be children. One can't drive around this city without seeing red question marks reminding us of Kansas City's #1 question: "Is it good for the children?" It is a question every American should ask him or herself before making decisions for their families, their communities, and their country.

We are living in a time of great challenge for our children and their families: Today, in cities and towns across America, children are exposed to crime in the streets and violence on the airwaves; they are tempted by the lure of tobacco, alcohol, and drugs; too many live with the burdens of poverty, illiteracy and poor health; and all children must address the pressure of competing in a new and fast-paced global economy.

But there are opportunities as well. My husband often says that there's no problem in America that isn't being solved somewhere in this country. I am here today because I know that many solutions can be found right here in Kansas City. The parents, schools, churches, city council, the media, and businesses of this city are coming together to create a safer and more nurturing environment for all children.

~~All those red question marks around the city are a~~ ~~The Partnership for Children, the ten-year joint initiative of the Heart of America United Way and the Greater Kansas City Community Foundation, is a leader on this coordinated effort to make children this city's priority. As most of you know, they are behind all those red question marks and billboards.~~

wonderful example of Kansas City's commitment

And the city itself has implemented child and family-friendly policies. I know that city employees here can take up to four hours of paid annual leave to participate in school activities, whether or not they have children of their own. The city and volunteers from all sectors of our society have given young people of Kansas city productive alternatives to violence and gangs, through programs such as SQUASH IT, Hot Summer Nights, Night Hoops. The Cadet program is helping high school students

have prompted everyone to ask The #1 question: "Is it good for children?"

develop better relationships with the police officers who serve their community. The Kansas City Star is dedicating many of its column inches to a whole variety of children's issues from child care to child safety to child health to family values.

All of these partnerships are crucial. I believe with all my heart that the best way we can help strengthen families is for each of us as individuals -- and each sector of our society -- to recognize our responsibilities to our children.

Parents -- both mothers and fathers -- have the primary responsibility for their children. [Since Father's Day is just a few days away, I hope we will be able to talk a little about how we can all work to strengthen the role of fathers in their children's lives.]

But even exemplary parents cannot be the best parents they can be without help from the whole village. Each day children learn habits and values not just at home, but in classrooms, playgrounds, day care centers, and neighborhood streets; from grandparents, aunts, uncles and friends; and, like it or not, from TV shows, commercials and movies. Parents must rely on their employers for fair wages and the flexibility to perform the duties of childrearing. At some time or another parents need help from the government -- whether it's a police officer patrolling the neighborhood, a college loan, or assistance meeting the needs of a child living with disabilities.

Today, we know more about what children need to develop than ever before. But we still have too few organized ways of supporting parents in the most important work they do. We have not figured out how to replace the extended family, clan or village that looked out for children in earlier times. As a result, many parents don't get the information or the help they need to fulfill their parental obligations.

We need to change this. I'm hoping that today's conversation will help us: I hope it will be a conversation that allows all of us -- politicians, business leaders, advocates, and the biggest experts themselves, parents and children -- to share ideas for meeting the challenges before us.

There have already been plenty of conferences that have analyzed what's wrong with our society. This is an opportunity to determine what is right for children, what initiatives really work to help all of our children fulfill their God-given potential, and what can be done to replicate these positive efforts throughout the state and the country.

Please don't be shy today. What each of us says here is important, because when it comes to children, we all have experience -- and we can all claim a kind of expertise. We have



all been children. We all love our children. We all have visions and aspirations for what they can become. We think of and talk about them constantly, during coffee breaks, PTA meetings, on front porches and phones, in letters and e-mail. No other subject takes so much of our time, nor touches our souls so deeply.

Children are not rugged individualists. They have no say in the political, business and economic decisions made by our nation. And yet they are our future. That is why we can and must be their voice. I look forward to hearing from all of you. Thank-you.

###

draft

**FIRST LADY HILLARY RODHAM CLINTON
LUNCHEON WITH CHILDREN'S ADVOCATES
KANSAS CITY, MO
JUNE 14, 1996**

TALKING POINTS

[Acknowledgments: Adele Hall, Chair, Women's Public Service Network; Pete Levy, President, Chamber of Commerce]

- I am delighted to have this opportunity to thank each and every one of you for the work you do on behalf of children. One of the reasons I am here in Kansas City is because this is a place where people are committed to making their hometown the very best place it can be to raise children.
- I have just come from an important and exciting conversation with members of the Kansas City community. It was a chance to listen to children, learn about the challenges they face, and work together toward solutions.
- It is heartening to see here in Kansas City so many people who every day are making children a priority. Yet we have to acknowledge that Kansas City, like every other community in this country, is not immune to the challenges facing American children and their families: The crime in our streets and violence on the airwaves; the lure of tobacco, alcohol, and drugs; the burdens of poverty, illiteracy and poor health; and the pressure to acquire skills to compete in a global economy.
- But there's no problem in America that isn't being solved somewhere in this country. We can find many of these solutions here in Kansas City. Parents, schools, churches, city councils and businesses have come together on behalf of children to put these solutions into action.
- I know that this past week the dramatic red question marks were unveiled and the #1 Question Campaign was launched. A result of the ten-year joint initiative between the Heart of America United Way and the Greater Kansas City Community Foundation and Affiliated Trust, this campaign is one of many examples of Kansas City's commitment to children.
- From raising children's immunization rates to providing fun and safe social outlets on summer nights to giving city employees four hours of paid leave to devote to children's school activities, the Kansas City community has shown that it knows the answer to The #1 Question: "Is it good for children?"
- But these programs have worked only because you have all made a commitment to work together on behalf of children.

Partnerships are crucial. I believe that the best way we can help strengthen our families is for each of us -- from every sector of society -- to recognize our responsibilities to our children.

Parents have the primary responsibility for their children, but they cannot fulfill their obligations without help from the whole community.

Today, we know more about what children need to develop than ever before. But we still have too few organized ways of supporting parents in the most important work they do.

I'm hoping that more and more all of us -- politicians, business leaders, advocates, educators, health care professionals, the media, and the biggest experts of all -- parents and children -- will share ideas for meeting the challenges before us.

Children are not rugged individualists. They have no say in the political, business and economic decisions made by our nation. And yet they are our future. That is why we can and must be their voice. Thank you.

###

Youth TALK: A CITY LISTENS TO CHILDREN

NAME**AFFILIATION**

Adkins, Lisa	Partnership For Children
Adkins, Lisa	Partnership for Children
Agron, Karen	Jewish Family & Children's Services/Manager of Dev.
Alexander, Mack	KCMC Child Deve. Corp./Staff
Andrade, Leo	Hallmark
Andrews, Brenda	Youth Initiative /Supervisor/City of KC
Asjes, Evert III	Councilperson
Asjes, Susan	Women's Foundation of Greater KC/Exc. Dir.
Bacchus, Ken	Councilperson
Barbar , Jacqrs	YMCA Board
Barchak, Tim	AFL-CIO
Barnes, Mary Jane	
Bartch, Angelynn	Kauffman Foundation
Beach, Michael	Actor, Youth Motivation Speaker
Bears, Nicole	Outreach Worker for Youth Panel Nominee
Bell, Ethel Like	Mt. Pleasant Baptist Church/Children's Worker
Bell, Henderson L.	Mt. Pleasant Baptist Church/Pastor

Bell, Johnell	Mt. Pleasant Baptist Church/12 yr. Old Youth
Belzer, Irvin V.	Jewish Family & Children Services/Board
Bestey, Ulysees Rev.	Paseo Baptist /Day Care Staff
Bey-Vaughn, Frank	KCMC Child Dev. Corp./Board
Bittaye, Lillian	Ad Hoc/Parent
Bittaye, Sanah	Ad Hoc/Child
Blackwood, George Jr.	Councilperson
Bland, Mary	State Legislator
Blom, Tim	D.A.R.E.
Bowar, Elizabeth K.	
Bowen, Michael R.	Marillac Center/Exec. Dir.
Bower, Elizabeth	
Bowling, Nona	
Boyd, Carl	Event Moderator
Boyer-Shesol, Cathy	
Brashers, Lollie	Niles Home for Children/Board
Brayer, Mark J	Boys Scouts of Amer./Director Fin.
Briner, Sue	Parris Communications
Brooks, Alvin	Ad Hoc Group Against Crime/Director
Brooks, John	Boys & Girls Clubs of Greater Kansas City
Brown, Asia	Genesis School/Youth
Brown, Hillary	City Manger's Wife

Brown, J.T.	Ad Hoc/Board
Brown, Keith	Project Neighborhood/Exec. Director
Brown, Vincent	Boys Scout of Amer./Staff
Bucks, Edo	Vineyard Neighborhood. Assn. Youth
Bullard, Audrey	Principal, Chick Elementary
Bullington, Molly	
Bullinton, Stuart	
Bussanmas, Sister Corita	St. Vincent School
Bussey, LaKeisha	Boys & Girls Clubs of Greater Kansas City
Caccamo, Jim	Partnership for Children
Calderon, Annette	Guadalupe Center/Parent
Caldwell, Faye	Mt. Pleasant Baptist Church/ Adult Volunteer
Campbell, Kelly	Camp Fire, Heartland Council/Office Manager
Campbell, Marsha	Community activist
Canady, Walter	DeLaSalle Education Center/Child
Cannon, Lindsey	The Promise Project
Caplin, Cami	Student
Carson, Linda	Dept. Of Health & Human Ser./Administration
Carter, May	Transitional Housing Program
Carter, Michael	Carter Broadcast Group/President
Casey, Jermaine	Boys & Girls Clubs of Greater KC/Youth
Chafin, Kevin	The Promise Project

Chambers, Carrie	Partnership for Children
Charles, Fiona	High School Student
Christensen, Courtney	Assistant to the City Manager
Churchill, Deb	Parris Communications
Clark, William H.	Urban League of Greater Kansas City/Director
Clauser, Sharleen	Niles Home for Children/Therapist
Cleaver, Emile	American Cablevision/Individual
Cohen, Ann	
Cohen, Tom	
Colby, Neal D.	Catholic Charities/Director
Collins, Deanna	Gillis Center /Child
Collins, Sherida	Gillis Center/Parent
Colombel, Loretta	
Combs, Belva	Coalitiation of Concerned People/Parent
Conrad, Kelly	
Cooper, Shelia	Parent of Youth Panelist
Coppaken, Candy	
Cornwell, Paula	Court Appt. Special Advocates/Director
Cray, Laura	
Crippen, Amy	SYNERGY/Staff
Crompton, Dwayne	KCMC Child Deve. Center/Director
Crompton, Elfredia	Local C.D.F. Initiative

Cubria, Mary Ellen	Mid Continent Council of Girl Scouts, Inc
Curls, Louie	Youth
Curls, Melba	KCMC Child Dev. Corp.
Cusely, Sharon	Legal Aid/Juvenile Court
Dalberg, Ted	Salvation Army/Director Lt. Colonel
Danaher, Paul	Councilman
Daniels, Fletcher	State Legislator
Danner, Pat	Congresswoman
Day, Heidi	Young Women's Christian Assoc./Child
Dennis, Alinda	Metropolitain Child Abuse Network
Dillingham, Allen	Senate Aid/Senator Bond
Dixon, Leonard	Coalitiation of Concerned People/Neighborhood Leader
Dolemba, Mary Lynne	Children's Center for Visually Impaired/E.D.
Dooley, Gene	YMCA/Exec. Director
Dougherty, Jim	De La Salle Exec Director
Downs, Pearline	Vineyard Neighborhood Assoc./Youth
Drake, Susan	Campfire
DuBois, Alan	Gensis School, Exc. Director
Eike, Casey	Children's Cntr for the Vis. Impaired/Board Pres.
Elders, Christopher	Youth Panelist
Elders, Judy	Youth Panelist
Elders, Wesley	Parent//Youth Panelist

Ellis, Frank E.	Swope Parkway Health Center/Exe. Director
Else, Sue	Newhouse/Exe. Director
Emerson, Jan	Campfire
Epperson, Cindy	Camp Fire, Heartland Council
Everhart Carla	United Way
Everhart, Carla	United Way of Wyandotte County
Falls-Woodson, Nina	Heart of Amer Family Services/
Farley, Sue	Pat Danner's Congressional Office
Fields, Taylor	Church Youth Leader/Attorney
Ford, Tom	Metropolitan Luterhan Ministries
Fox, Duane	Siegfried Bingham Law Firm/KCMSD Parent
Franklin, John	Assistant City Manager
Franklin, Leslie	Youth
Franklin, Tresia	Parent
Frazier, Bonnie	Subst.Abuse, Cnsl/Newhouse
Freeman, April	K.C. Housing Authority/Asst. Director
Fridkin, Louann	
Fried, Sue Ellen	United Way/Stop Violence Coalition/
Friedmann, Barbara	Coalition for Positive Family Re/Exec Director
Furla, Jennifer	United Way/Exc. Director
Gaitan, Sylvia	Principal
Garcia, David	De La Salle Ed Cntr./Child

Garney, Patty	
Gemeinhardt, Paul	Ozanam Home for Boys/Exe. Director
Gephardt, Eric	Youth Panelist
Gerrero, Gilbert	Guadalupe Cntr/Staff
Gibson, Yahna	Niles Home
Gilmore, Daryl	YouthNet
Gines, Delores	Paseo Baptist Church Day Care/Staff Counselor
Gipson, Leda	M.L.K. Center/Board
Glover, Jim	Councilman
Goodwin, Bob	Parent
Goodwin, Brett	Youth Panelist
Goodwin, Donna	Parent and youth panel
Goodwin, Natalie	Student
Grams, Dennis	Regional
Grant, Gwendolyn	Urban League/Vice President
Groves, Irma	Sycamore Groves Neighborhood
Gwynn, Jamie	Student
Haines, Cheryl	Camp Fire, Heartland Council/Parent
Haines, Mistry	Camp Fire Heartland Council/Child
Hall, Adele	Women's Public Service Network
Hall, Bill	Hallmark Corp. Foundation
Hall, Don	Hallmark

Halliburton, Dick	Legal Aid of Western Mo./Exe. Director
Hallock, Duane	Heart of Amer. United Way
Hanson, Phil	Heart of Amer. United Way
Haren, Karen	Youth Net/Exe. Director
Hart-Whitmore, Crystal	Don Bosco Center
Hartsfield, Wallace	Metropolitan Miss. Baptist Church/Rev.
Hean, Yin	Youth Participant
Hebert, Shawna	Youth Participant
Heide, Jane	Heart of Amer. United Way
Henderson, Pankisha	Student
Hernandez, Martha	
Hicks, Mona	Nurse
Hiebert, Shanna	Youth Panelist
Hiebert, Shelly	Parent of Youth Panelist
Hill, LuAnne	Chldr. Cntr. For the Visually Impaired/Child
Hill, Ruth	Art of Positive Teaching/Vice President
Hill, Stephanie	Children Visually Impaired /Youth
Hill, Stephen	U.S. Depart. Of Justice
Hodges, Lindsay	AFI-CIO
Hogan, Barb	D.A.R.E.
Holliday, Gayle	K.C.A.T.A.
Hosman, Bruce	Foster Parent

Hosman, Linda	Foster Parent
Howard, Ron	Heart of Amer. United Way
Hughes, Craig	Project Choice
Hughes, Mike	YMCA of Greater KC
Hughes, Moncella	Newhouse
Hull, Sarah	
Hunt, Judy	Partnership for Children
Hurst, Gayle Dr.	Primitivo Garcia/Principal
Jackson, Laurie	SYNERGY/Dir. Of Resid.Program
Jackson, Marcus	KCPL
Jacob, Kim	St. Vincents School
Jacobson, Mae	
Jaramillo, Mary Lou	Mattie Rhodes Counseling & Arts Cntr.
Jennings, Drue	KCPL
Jennings, Kathy	KCMC Child Deve. Cor/Parent
Jennings, Sue	KCPL
Johnson, A.L. Rev.	Zion Grove Baptist Church
Johnson, Fred W., Jr.	Recreation Services/City of Kansas City
Johnson, Jackie	Federal Comm.Block Grant Program
Johnson, Joe	Outreach Worker for Youth Panel Nominee
Jones, Eugene	KC Housing Authority/Director
Justvig, Mary M.	Salvation Army

Kahn, Sybil	Museum Without Walls
Kaniger, Gabrielle	Central Exchange
Kauffman, Sandy	State Legislator
Keith, Gertrude	Child Advocate
Kemp, Rose	Division of Laobr, Women Bureau
Kent, Bruce	SBA
Kent, Bruce W.	Small Business Admin./Regional Manager
King, Leonard E	Brooklyn Ave Family Cntr./Exe. Director
Kitchen, Alice	Children's Mercy Hospital
Knight, Jennifer	Parris Communications
Kreamer, Jan	Greater KC Community Foundation
Krystel, Ginny	Jewish Family & Chidlren Services/Parent
Krystel, Melissa	Jewish Family & Children ServicesChild
Kuhns, Carol	Synergy/Exe. Director
Lakin, Scott	State Legislator
Larson, Wendie	Girls to Women/Exe. Director
Lee, Donald	Niles Home for Children/Exc. Director
Lee, Marcella	Foster Parent/Domestic Relations Attorney
Lever, Anne	Parent
Levi, Pete	Greater KC Chamber of Commerce
Levin, Rabbi Mark	Congegation Beth Torah
Lewis, Harriett	Genesis School/Staff

Lichti, Theresa	Synergy/Child Reidential Center
Lindenbaum, Sharon	The Kansas City Star
Loar, Teresa	Councilwoman
Lockwood, Dallas	Camp Fire/Office Manager
Lollis, Linda	SEMHS
Lowery, Nick	Ex-KC Chiefs player/Community Advocate
Lowrey, Sarah	Youth Advocate
Lucas, Richardo	Project Neighborhood
Luty, Mary Kate	Court Appt. Special Adocates
Mack, Sheila	Boys & Girls Clubs of Greater Kansas City
Maddox, Sharon	YouthNet
Maggie, Zak	AFL-CIO
Maltbia, Anita	Assistant City Manager
Mann, Pam	Gillis Center
Mann, Rev. Sam	United Inner City Services
Marchbank, Gary	State of Missouri - Div. of Family Services
Margoluis, Emily	YMCA
Marinovitch, Carol	Mayor - City of Kansas City, Kansas
Massie Julie	United Way
Mast, Kandi	United Way
Matava, Tobie	Human Rights Project
Matheny, Mary Ann	Battered Women's Shelter; Hope House

Matovu, Joseph	The Whole Person
Matt, Dick	State of Missouri - Div. of Family Services
Mauer, Judge William	Jackson Cty Court House - 16th Judicial
Mayer, Sandy	KC Missouri School Board member
McAfee, Michael	Greater KC Community Foundation
McCarthy, Karen	Congresswoman
McCluney, Jeremiah	Martin Luther King Urban Center/Youth
McEachen, Dr. Bill	KC Pediatric Society
McGee, Tanisha	Youth Participant
McGuigan, Karen	Girl Scouts
McQueen, Clyde	Full Employment Council
Medina, Cris	Dir - Guadalupe Center
Melgoza Pecina, Adriana	Kauffman Foundation
Melgoza, Alicia	Parent of Youth Panelist
Melgoza, Anna	Student
Melgoza, Jackie	Youth participant
Melgoza, Judy	Businesswoman
Mendez, Sally	
Merritt, Marcia	
Moors, Mike	United Way
Morgan, Annette	State Legislator
Morgan, Ray	Don Bosco Center

Morrill, Roy	Big Brothers/Big Sisters
Murguia, Alfred	
Murguia, Amalia	
Murguia, Carlos	
Murguia, Rose Mary	
Nagel, Marlene	Mid-America Regional Council
Nash, Michael	United Way
Neal, Debra	Substance abuse counselor
Neal, Morgan	10 year old daughter of Debra
Nelson, Barbara	Community Activist
Nelson, Bill	Boatmen's Bank
Nosiri, Thommie	State of Missouri - Div. of Family Services
O'Donnell, Randall	Children's Mercy Hospital
Olinger, Laura	Parent
Olinger, Mark	Parent
Overton, Glen "Woody"	General Services Administration
Pajor, Carolyn	Parent
Pajor, John	Parent
Parker, Henry	Boy Scouts
Parker, Henry J., Jr.	Boy Scouts of America
Parker, Lloyd	Hallmark
Parris, Stella	Roshann's Mother

Patterson, Clisby	Habitat House occupant
Peck, Lynn	The Children's Place
Pfeifer, Gabrielle	D.A.R.E.
Phillips, Karen	Court Services
Phillips, Michelle	College Student
Phillips, Renate	Health Care
Philpot, Carlton	Parent of Youth Panelist
Philpot, Karlla	Youth Panelist
Philpot, Othello	Parent of Youth Panelist
Pierson Flint, Neldra	Jack & Jill
Powell, Carolyn	Kansas City Missouri School District
Presson, E. Wynn	Health Midwest
Price, Kendra	United Way
Prince, Jenny	AFL-CIO
Pruett, Julie	English Landing Elementary School
Pulliam, Frenchie	St. Vincent's
Pulliam, Gina	Heart of America United Way
Ralph, Reverend Jane	Metropolitan Lutheran Ministries
Ramirez, Santos	Project Choice
Reed, Josh	Youth Panelist
Rhone, Tom	Kauffman Foundation
Rice, Gerald	Coalition of Concerned People/Youth

Rice, Ruby	Coalition of Concerned People/ Convener
Richardson, Mae	St. Vincent's School
Riley, Terry	KCMO School Board
Rilinger, Palle	MOCSA/Director
Rios, Gina	Girl Scouts of Mid America/Child
Rios, Pauline	Girl Scouts of Mid America/Board Member
Rivard, Nick	Spofford Home
Rizzo, Henry	State Legislator
Roberts, Monica	Youth Panelist
Robinson, D. Jeanne	Councilwoman
Roby, Mercyne	Child/YOUTHNET
Roby, Michael	Child/YOUTHNET
Rodgers, Rosa	Vineyard Neighborhood Assoc
Rodgers-Stanley, Dr. Rita	Samuel Rodgers Community Health Center
Rogers, Charles	Attorney
Ross, Carson	State Legislator
Ross, David	Boy Scouts/Executive Director
Rotert, Father Norman	Visitation Church/Catholic Charities
Rothwell, Carol	American Cablevision
Royal, Queen Esther	Local C.D.F. Initiative
Ruiz, Richard	El Centro
Sailer, Sister Berta	St. Vincent Day Care Center

Sanchez, Victor	Guadalupe Center/Child
Sanders, Uraya	Youth Panel Nominee
Sassone, Al	United Way
Scaggs, Patricia Cowan	Teacher, Lincoln College Prep. Academy
Scott, Carol	Metropolitan Child Care Council/Director
Scott, Jewell	The Civic Council/Director
Sherman, Alyce	Center High School
Shook, Marjane	Paseo Baptist Church Day Care/Youth
Sill-Rodgers, Judge Christine	Family Court Judge
Silverman, Shelly	
Skaggs, Bill	State Legislator
Sloan, Laura Curry	
Smith, Beth	Midwest Center for Nonprofit Leadership
Smith, David	Boys & Girls Clubs/Executive Director
Smith, Eddie	Lives in Habitat House
Smith, Lou	Kauffman Foundation
Smith, Vickie	Lives in Habitat House
Smith, Willy	KC Marching Cobras
Snead, Donna	Guardian of Youth Panelist
Sosland-Edelman, Debbie	Sosland Foundation
Stackhaus, Aggie	Councilwoman
Stafford, Deonne	Project Choice

Stanton, Susan	Payless Cashways/President/CEO
Stark-Corn, Catherine	YouthNet
Starr, Carlos	Student/Niles Home For Children
Steele, Kathleen	Regional Director/Health & Human Services
Stelzer, Leslie	The Promise Project Program/Parent
Stern, Ann	
Strophmman, Kristina	AFL-CIO
Stubbs-Gillette, Shirley	KCMC Child Development Corporation
Sull, Doreen	Parent/Young Men's Christian Association
Sull, Jenny	Child/Young Men's Christian Association
Sutton, Ethel	President/Vineyard Neighborhood Assoc
Swoope, Gwen	Hickman Mills High School
Swope, Judy	Councilwoman
Tarpley, Linda S.	YWCA/Board Member
Tarpley-Standridge, Clair Rebecca	YWCA/Child
Taylor, Michael	Director/Pathway Transitional Living Program
Thomas, Dave	SPRINT
Thompson, Cheryl C.	Instructional Supervisor/KCMSD
Thompson, Marvia	MLK Urban Center/Adult Volunteer
Thompson, Rev. Nelson	Martin Luther King Urban Center/Director
Thurman, Andre	Break & Build/Director
Timberlake, BeJay	Youth Panelist Nominee

Tindall, Francis	Council Aide
Trammel, Millard	Parents as Teachers
Turner-Jackson, Sharon	Coordinator/Operation Break & Build
Uhlmann, Patricia	The Uhlmann Company
Vander Velde, Betsy	Heart of America Family Services
Wade, Marie	Transitional Housing Program
Wainright, Calvin	Don Bosco Center/Staff
Walker, Dennis	Instructor/Paseo Academy
Walker, Dr. Sandra V.	U.S. Department of Education
Ward, Kathy	AFL-CIO
Ward, Linda	Payless Cashways
Ward, Terry	H&R Block
Warren-Norwood, Ranita	Youth Advisory Council/Program Coordinator
Washington, Phyllis	Principal/Swinney Elementary School
Watson, Cara	Youth
Watson, Olivia	Parent/Community Advocate
Webb, Mildred	Primitivo Garcia World Language School
Wesley, Don	De La Salle/Parent
Westbrook, David	Corporate Communications Group
Whalen, David H.	Active Single Custodial Parent
Wheeler, Charles	Student
Wheeler, Marion	Walton Construction

Whitmore, Byron Cornell II	Don Bosco/Child
Wideman, Amy	Gillis Center/Staff
Wilder, Harris	
Wilding, Jennifer	The Promise Project/Program Coordinator
Wilkins, Lenora	
Wilkins, Nathaniel O.	Recreation Superintendent, City of Kansas City
Williams, Adriana	TransAmerica
Williams, Bridgette	AFL-CIO
Williams, Erma (6-8 people)	Paseo Baptist Church Day Care
Williams, Jacqueline	Business Community
Williams, Jan	Holliday Montessori
Williams-Neal, Mary	Councilwoman
Wilson, Susan	Crittendon
Wilson-Simpson, Dorothy	Spofford Homes/Executive Director
Windham, Daniel	Young Audiences
Woodson, Ryan Austin	Heart of America Family Services/Child
Woodson-Falls, Nina	Heart of America Family Services/Parent
Woodworth, Bob	The Kansas City Star/President & Publisher
Wyler, Joy	Parent/adopted disabled children/health care
Yates, Jack	KCMSD
Zahner, Becky	Architect
Zedek, Rabbi & Mrs	Clergy
Zillner, Judith	Zillner Network

SENT BY: PARTNERSHIP;

6-13-96 14:54;

8168427907 =>

816 472 5818;

#2/3

1005 Broadway, Suite 170
Kansas City, Missouri 64105
(816) 542-7643
Fax • (816) 542-7697

PARTNERSHIP FOR CHILDREN

dedicated to improving the quality of life for the Greater Kansas City Area

one of many examples of how KC values kids

The Partnership for Children was created in 1991 to raise new voices to act on behalf of children in the five-county, bi-state metropolitan area. The Partnership for Children is a ten-year, joint initiative of the Heart of America United Way and the Greater Kansas City Community Foundation & Affiliated Trusts. It is governed by a Steering Committee comprised of board members from the two sponsoring organizations, as well as other community leaders.

The vital tool used to demonstrate improvement for Greater Kansas City's children is the Report Card. Published annually, the Report Card is based on a school-based grading system which shows conditions for children in metro Kansas City in the areas of Safety & Security, Health, Education, Child Care, and Teen Years. The first three Report Cards received a grade of "D+." However, the 1995/96 Report Card assigned the community a grade of "C." While this improvement is but an incremental gain overall, specific areas of the Report Card have seen dramatic improvement: immunization rates of children under the age of two have soared from 52% to 72%; violent crimes are down; more mothers are seeking prenatal care; fewer teens are having babies; and, achievement scores of students are above national averages.

The Partnership for Children's vision is that children are the conscience of a community; and the care a community expresses for a child becomes the simplest and most elegant measure of that community's regard for its self. Our mission is to secure from every citizen of our community the highest regard for the care and treatment of our children and their families; to define, elicit, and measure desirable behaviors consistent with that attitude - and displayed by precise actions which are validated by measurable behavior showing that Kansas City's commitment to its community starts with a commitment to its children.

Steering Committee

- Chairman:**
William C. Nelson
Chairman, President & CEO
Bohannon's First National Bank
- Robert C. Woodworth**
President and Publisher
The Kansas City Star
- Members:**
Barbara Allmon
President
HSR Book Foundation
- Laure Cray**
Community Volunteer
- Dwayne Crompton**
Executive Director
KCMC Child Development Corporation
- William H. Dunn, Sr.**
Chairman of the Board
J.E. Dunn Construction Company
- John A. Francis**
President
Francis Families Foundation
- Anna B. Gorman**
Community Volunteer
- Marijole D. Grant**
Vice President
AMC Entertainment, Inc.
- Annie Hall**
Community Volunteer
- Judy H. Hunt**
Community Volunteer
- Orue Jennings**
President & CEO
Kansas City Power & Light Company
- Cheryl Jennings**
President
Kansas City Area Hospital Association
- Janice C. Kramer**
President
Greater Kansas City Community Foundation & Affiliated Trusts
- Rabbi Mark Levin**
Beth Torah Congregation
- Julie Maasie**
Youth Representative
- Honorable Cordell D. Meeks, Jr.**
District Court Judge, Wyandotte County
- Dr. Robert H. Menelly**
Community Volunteer
- Honorable Carlos Murguia**
District Court Judge, Wyandotte County
- David F. Oliver**
Partner
Oliver Casper LLP
- Kendra Price**
Youth Representative
- Al Sassone**
President
Heart of America United Way, Inc.
- Susan M. Stanton**
President and CEO
Paycom Software, Inc.
- William Tempel**
President and CEO
UMB Bank Kansas
- David P. Thomas**
Director, Community Affairs
Sprint
- Linda Ward**
Director, Investor Relations
Paycom Software, Inc.
- David Westbrook**
President & CEO
Corporate Communications Group
- Eugene B. Wilson**
President, Youth Development
Kings Martin Kaufman Foundation
- Executive Director**
James M. Chappone, Ph.D.



Is it good
for the children...


The #1 Question Campaign

The #1 Question Campaign is a metropolitan-wide marketing effort that seeks to engage Greater Kansas Citians in efforts that advance the well-being of area children and youth. Greater Kansas City will be asked to use the simple, elegant question "Is it good for the children?" as a litmus test for decisions to be made anywhere in their lives, whether it be at their place of businesses, homes, schools, or place of worship.

The campaign combines the highly sophisticated techniques of contemporary marketing -- research, positioning, brand identification, paid advertising, direct mail, and public relations -- with grassroots energies to link all of Kansas City to the needs of its children. Early metropolitan-area campaign adopters include teachers and superintendents, parents and young people, civic/business leaders and community groups, youth-serving agencies and religious institutions.

Below is a sample of billboards currently being displayed in Greater Kansas City:

What is Kansas City's #1 question



Is it good
for the children...

The Status of Children in Metro Kansas City

"A Picture
of Hope"

The 1995/96
Report Card &
Data Briefing
Book



Table Of Contents

I. Leadership/Forward	3-4
A Year Of Action	5-7
III. Overview Of Report Card 1995/96	8-9
IV. Report Card 1995/96	
Safety & Security	10-11
Benchmarks: Violent crime • Child abuse and neglect • AFDC	
Health	12-13
Benchmarks: Early prenatal care • Low birth weight • Infant mortality • Immunizations • WIC program	
Child Care	14-16
Benchmarks: Quality • Cost to parents • Capacity vs. demand • Resource and referral	
Education	16-17
Benchmarks: Achievement scores • High school completion • School readiness • Post-graduate success • Bond issues	
Teen Years	18-19
Benchmarks: Teen births • Alcohol & other drug use • Teen homicides	
V. Data Appendix	20-27
VI. Acknowledgements	28-30
VII. Honor Roll Recognition	
"Squash It" Youth	11
Kansas Legislature	13
KCPT Kids Television 19	17
The Kansas City Star	19
VIII. Index	31
IX. Credits	32

Introduction

Introduction

The Partnership for Children, a 10-year initiative of the Heart of America United Way and the Greater Kansas City Community Foundation & Affiliated Trusts, exists to improve conditions for children by mobilizing powerful new voices in the community to speak on their behalf. Created in 1991, the Partnership stands for the principle that children are our most valuable and vulnerable natural resource.

Our Belief

Children are the conscience of a community; and the care a community expresses for a child becomes the simplest and most elegant measure of that community's regard for itself.

Mission Statement

To secure the highest regard for every citizen of our community the care and treatment of our children and their families; to define and measure desirable behaviors consistent with that attitude — and displayed by precise actions which are valued and elicited by measurable behavior showing that Kansas City's commitment to its community starts with a commitment to its children.

Preface

The Partnership for Children issued its first Report Card and accompanying Data Briefing Book in September 1992. Annually, these reports document the status of children in Greater Kansas City and encourage actions to improve children's lives. The Report Card focuses on the whole child, rather than just one element of a child's life. It emphasizes measurable results, not merely efforts made. The Report Card is based on the belief that thoughtfully conceived actions by a motivated citizenry will result in healthier children and their families.



Leadership

An initiative of the Heart of America United Way and the Greater Kansas City Community Foundation & Affiliated Trusts, the Partnership for Children is governed by a steering committee drawn from the boards of directors of the two organizations and the community.

Heart of America United Way, Inc. 1995 Board of Directors

Rev. Earl Abel, pastor, Palestine Missionary Baptist Church of Jesus Christ
 Mary Jane Barnes, community volunteer
 William S. Berkley, president and chief executive officer, Tension Envelope Company
 Linda J. Carson, regional administrator, Administration for Children and Families, Department of Health & Human Services
 J. Richard Devlin, executive vice president, Sprint
 Frank C. DeRiso, president, United Food & Commercial Workers, Local 576
 William H. Dunn, Sr., chairman of the board, J.E. Dunn Construction Company
 Michael Fisher, president, Heart of America AFL-CIO
 Michael T. Fleming, executive vice president, Mercantile Bank of Kansas City
 Rafael Garcia, president, Rafael Architects, Inc.
 Patricia A. Garney, Garney Companies, Inc.
 Robert K. Green, executive vice president, UtiliCorp United, Inc.
 Donald J. Hall, Jr., Hallmark vice president - creative, Hallmark Cards, Inc.
 Mary Kay Horner, vice president - retail, First National Bank of Kansas
 Norman Hudson, president, Kansas City Federation of Teachers, Local 691
 Marcus Jackson, senior vice president - power supply, Kansas City Power & Light Company
 Sylvester James, Jr., partner, Kenner and James
 W. Jackson Letts, consultant, Fairbanks Morse Pump

Greater Kansas City Community Foundation & Affiliated Trusts 1995 Board of Directors

Rev. Earl Abel, pastor, Palestine Missionary Baptist Church of Jesus Christ
 William S. Berkley, president and chief executive officer, Tension Envelope Company
 Henry W. Bloch, chairman of the board, H&R Block, Inc.
 Richard L. Bond, vice chairman of the board, Guaranty Bank & Trust
 Joanne M. Collins, assistant vice president, United Missouri Bank of Kansas City
 Laura A. Cray, community volunteer*
 Betsy S. Fletcher, community volunteer
 Anita B. Gorman, president, City of Fountains
 Richard C. Green, chairman of the board, president, and chief executive officer, UMS Corp United, Inc.
 Adele C. Hall, community volunteer*
 Paul H. Henson, chairman, Kansas City Southern Industries, Inc.
 Drue Jennings, president and chief executive officer, Kansas City Power & Light Company
 Herman A. Johnson, president, Herman Johnson Company
 Jonathan M. Kemper, president, Commerce Bank of Kansas City
 Robert A. Kipp, group vice president, Hallmark Cards, Inc.
 Janice C. Kreamer, president, Greater Kansas City Community Foundation & Affiliated Trusts*
 Ramon Murguia, attorney at law
 William C. Nelson, chairman of the board, president, and chief executive officer, Boatmen's First National Bank
 David F. Oliver, partner, Bryan Cave LLP*
 John H. Robinson, chairman emeritus, Black & Veatch

Greater Kansas City Community Foundation & Affiliated Trusts 1995 Community Advisors

Rose Bryant, community volunteer
 Dwayne A. Crompton, executive director, KCMC Child Development Corporation
 John B. Deadywiler, Scientific Education Partnership
 Paul Diravitz, vice president and general manager, KMBC - TV Channel 9
 Patricia A. Garney, Garney Companies, Inc.
 Andrea C. Hall, vice president, K.C. Operations, Midwest Research Institute
 Robert L. Henley, visiting professor, UMKC-School of Education
 Stephen L. Hill, Jr., U.S. Attorney
 Mary Lou Jaramillo, executive director, Mattie Rhoads Counseling & Art Center
 Denise E. Jordan, managing editor, The Kansas City Globe
 W. Terrence Kirby, partner, Shughart Thomson & Kirby P.C.
 Sandra Lawrence, director for regional development, Midwest Regional Institute
 Robert C. Levy, Seigfried, Bingham, Levy, Selzer & Gee
 Honorable Cordell D. Meeks, Jr., district court judge, Wyandotte County, Kansas
 Judy Meigoza, community volunteer
 Lynn Michelson, executive vice president, Bank IV Kansas, N.A.
 Jennings J. Newcom, Shook, Hardy & Bacon
 James T. Nunnally, anti-drug programs division administrator, Jackson County Prosecutor's Office
 John E. Palmer, president, EDP Enterprises, Inc.
 Irene Salazar, minority health educator, Kansas City,

Community Leaders

Report Card 1995/96 Has Been Endorsed By:

William T. Esrey, chairman and CEO, Sprint
 Ellen Fried, community volunteer
 Anita Gorman, community volunteer
 Joseph McGuff, retired editor, The Kansas City Star
 Hon. Cordell D. Meeks, Jr., Wyandotte County district court judge
 Robert B. Rogers, chairman and CEO, Ewing Marion Kauffman Foundation
 Rev. Thomas Savage, S.J., president, Rockhurst College
 U.S. Senator Nancy Kassebaum, Kansas Republican

Governing Committee

An initiative of the Heart of America United Way and the Greater Kansas City Community Foundation & Affiliated Trusts, the Partnership for Children is governed by a governing committee drawn from the boards of directors of the two organizations and the community.

Chairmen:

William C. Nelson, chairman, president, and CEO, Boatmen's First National Bank
 Robert C. Woodworth, president & publisher, The Kansas City Star

Members:

Barbara Ailmon, president, H&R Block Foundation
 Laura A. Gray, community volunteer
 Dwayne A. Grompton, executive director, KCMC Child Development Corporation
 William H. Dunn, Sr., chairman of the board, J.E. Dunn Construction Company
 John B. Francis, president, Francis Families Foundation
 Anita B. Gorman, community volunteer
 Marjorie D. Grant, vice president, AMC Entertainment, Inc.
 Adele G. Hall, community volunteer
 Judy H. Hunt, community volunteer
 Dru Jennings, president & CEO, Kansas City Power & Light Company
 Cheryl Jernigan, president, Kansas City Area Hospital Association
 Janice C. Kreamer, president, Greater Kansas City Community Foundation
 Hon. Cordell D. Meeks, Jr., district court judge, Wyandotte County, Kansas
 Dr. Robert H. Menelly, community volunteer
 Hon. Carlos Murgula, district court judge, Wyandotte County, Kansas
 David F. Oliver, partner, Bryan Cave LLP
 Bonnie Peterson, vice president patient services, Trinity Lutheran Hospital
 Kendra Price, Youth Representative
 Al Sassone, president, Heart of America United Way, Inc.
 Susan M. Stanton, president & COO, Payless Cashways, Inc.
 William Tempel, president & CEO, UMB Bank Kansas
 David P. Thomas, director, community affairs, Sprint
 Linda Ward, director, investor relations, Payless Cashways, Inc.
 David H. Westbrook, president & CEO, Corporate Communications Group, Inc.
 Eugene R. Wilson, president, youth development, Ewing Marion Kauffman Foundation



PARTNERSHIP FOR CHILDREN

Report Card

Report on: The Status of Children in Greater Kansas City

Ages: 0-19 Year: 1995/96

Parents/Guardians: Citizens of Greater Kansas City

Overall
Grade
C

Greater Kansas City has been graded C for 199 5/96

Dated this fifth day of October, 199 5

Community Leaders

Report Card 1995/96 Has Been Endorsed By:

William T. Esrey, chairman and CEO, Sprint
 SuEllen Fried, community volunteer
 Anita Gorman, community volunteer
 Joseph McGuff, retired editor, The Kansas City Star
 Hon. Cordell D. Meeks, Jr., Wyandotte County district court judge
 Robert B. Rogers, chairman and CEO, Ewing Marion Kauffman Foundation
 Rev. Thomas Savage, S.J., president, Rockhurst College
 U.S. Senator Nancy Kassebaum, Kansas Republican

Advising Committee

An initiative of the Heart of America United Way and the Greater Kansas City Community Foundation & Affiliated Trusts, the Partnership for Children is governed by an advising committee drawn from the boards of directors of the two organizations and the community.

Chairmen:

William C. Nelson, chairman, president, and CEO, Boatmen's First National Bank
 Robert C. Woodworth, president & publisher, The Kansas City Star

Members:

Barbara Allmon, president, H&R Block Foundation
 Laura A. Gray, community volunteer
 Dwayne A. Crompton, executive director, KCMC Child Development Corporation
 William H. Dunn, Sr., chairman of the board, J.E. Dunn Construction Company
 John B. Francis, president, Francis Families Foundation
 Anita B. Gorman, community volunteer
 Marjorie D. Grant, vice president, AMC Entertainment, Inc.
 Adele C. Hall, community volunteer
 Judy H. Hunt, community volunteer
 Drue Jennings, president & CEO, Kansas City Power & Light Company
 Cheryl Jernigan, president, Kansas City Area Hospital Association
 Janice C. Kreamer, president, Greater Kansas City Community Foundation
 Hon. Cordell D. Meeks, Jr., district court judge, Wyandotte County, Kansas
 Dr. Robert H. Menelly, community volunteer
 Hon. Carlos Murguia, district court judge, Wyandotte County, Kansas
 David F. Oliver, partner, Bryan Cave LLP
 Bonnie Peterson, vice president, patient services, Trinity Lutheran Hospital
 Kendra Price, Youth Representative
 Al Sassone, president, Heart of America United Way, Inc.
 Susan M. Stanton, president & COO, Payless Cashways, Inc.
 William Tempel, president & CEO, UMB Bank Kansas
 David P. Thomas, director, community affairs, Sprint
 Linda Ward, director, investor relations, Payless Cashways, Inc.
 David H. Westbrook, president & CEO, Corporate Communications Group, Inc.
 Eugene R. Wilson, president, youth development, Ewing Marion Kauffman Foundation



PARTNERSHIP FOR CHILDREN

Report Card

Report on: The Status of Children in Greater Kansas City

Ages: 0-19 Year: 1995/96

Parents/Guardians: Citizens of Greater Kansas City

Overall
Grade
C

Greater Kansas City has been graded C for 199 5/96

Dated this fifth day of October, 199 5

Partnership for Children

The Partnership for Children issued its first Report Card and accompanying Briefing Book in September 1992. Annually, these reports document the status of children in Greater Kansas City and encourage actions to improve children's lives. The Report Card focuses on the whole child, rather than just one part of a child's life. It emphasizes the measurable results, not merely efforts made, and it is intended to be a trusted data resource for policy makers, children's advocates, parents, and the media. The Partnership defines the metro area as Clay, Jackson, and Platte counties in Missouri and Johnson and Wyandotte counties in Kansas.

A 10-year initiative of the Heart of America United Way and the Greater Kansas City Community Foundation & Affiliated Trusts, the Partnership for Children exists to improve the conditions for children by mobilizing powerful new voices in the community to work on their behalf.

Our mission is to secure from every citizen of our community the highest regard for the care and treatment of our children and their families; to define, initiate, and measure desirable behaviors consistent with that attitude — and displayed by precise actions which are validated by measurable behavior showing that Kansas City's commitment to its community starts with a commitment to its children.



PARTNERSHIP FOR CHILDREN

1055 Broadway - Suite 170
 Kansas City, Missouri 64105
 816-842-7643 FAX 816-842-7907

Graphic design and production services courtesy of
 Corporate Communications Group, Inc.

		MARK	GRADE	COMMENTS
Safety & Security:			D-	
• Violent Crime Crimes in Missouri decreased by 12%		*		<i>Slight improvement, more needs to be done</i>
• Child Abuse & Neglect Reports of abuse & neglect up 7%		-		
• Aid to Families with Dependent Children (AFDC) Number of families receiving AFDC up 6%		I		
Health:			B-	
• Early Prenatal Care 85% of babies born received prenatal care		+		<i>Significant improvement, keep up the good work</i>
• Low Birth Weight Stable number of babies born weighing less than 5.5 pounds		*		
• Infant Mortality Rate per 100,000 births is 8.8		+		
• Immunizations Rate soared from 56% to 72% in one year		+		
Child Care:			I	
• Quality 2 in 5 children are cared for by a degreed provider				<i>Too soon to be graded</i>
• Cost To Parents Average yearly price of infant care is \$4,950				
• Capacity vs. Demand Infant care is difficult to find				
• Resource and Referral 8,500 families received education and counseling				

	MARK	GRADE	COMMENTS
Education:		B	
• School Readiness 95% of children were ready for school	+		<i>Shows consistency</i>
• Achievement Scores Students remain above national averages	*		
• High School Completion Rates dropped to 73%	*		
• Post-Graduate Success Data not currently collected	I		
• Bond Issues 86% passed: up from 33%	+		
Teen Years:		D+	
• Teen Birth Rate 12.1% of all babies were born to teen mothers	+		<i>Better, but will require continued hard work</i>
• Substance Abuse Alcohol regularly used by 34% of 8th graders	+		
• Teen Homicides 40 youth between 15 and 19 died in 1993	-		
Overall Grade:		C	

Report Card 1995/96 uses this grading system: A, excellent; B, good; C, needs improvement; D, seriously deficient; F, failing; I, insufficient information available. The grades are based on the analysis of the most recent data for benchmarks that are widely regarded as good measures of children's well-being. For a more detailed explanation refer to the Data Briefing Book. Copies may be obtained through the Partnership for Children.

Data were analyzed to determine:

- Whether the situation was improving (**+**), stabilizing (*****), or getting worse (**-**)
- Whether the situation was better or worse than the national average
- Distance from the Year 2000 Goal

I have read the Partnership for Children's 1995/96 Report Card and Briefing Book and I, too, am committed to improving the status of children in metro Kansas City.

- Please continue to keep me informed of your progress through quarterly reports.
- Please notify me regarding other issues and/or programs which are facing the Partnership for Children.
- Please keep me advised of any forthcoming special initiatives in which my help could make a difference.

Name _____

Address _____

City _____

Telephone _____

State _____ ZIP _____

Fax _____

Honor Roll Recipients

KCPT Kids Television 19

Getting kids ready to learn is the inspiration for the new KCPT Kids Television 19 project. The pilot project is structured around programs provided by the PBS Ready-to-Learn Service. KCPT then customizes the programming by adding in-between shorts on varying subjects. Since April, the station has received more than 1,000 phone calls requesting more information.

The Kansas City Star

"Raising Kansas City: Values and the Next Generation" is an in-depth look at values and how they affect young people. Each month, the Star focuses on one of twelve core values identified by a panel of community experts. Another example of the Star's commitment to educating the public on children's issues can be found on the editorial pages, where numerous editorials have appeared in support of child care, safety, and health concerns. Most recently, six editorials were run in support of immunizations.

"Squash It" Youth

Among many urban youths, walking away from a fight is perceived as cowardice. "Squash It" plants the idea that real strength means using your head, not weapons, to resolve conflicts — using peers to get the message across. Seven youth who were integrally involved in launching the campaign nearly a year ago continue to work as leaders in building the campaign. The youth have spent a combined 2,000 hours getting "Squash It" up and running locally. Their efforts have already shown signs of success with rival gang members freely choosing to *squash* their differences.

The Kansas Legislature

With the passage of The Child Immunization Reform Act, the Kansas Legislature corrected impediments to immunization on two fronts. First, it allows parents to delegate immunization consent to a relative or child care provider. Second, private insurance companies are required — as policies are renewed — to cover the cost of immunizations for children up to thirty-six months of age with no co-pay, co-insurance, or deductible requirement.

Partnership For Children
1055 Broadway
Suite 170
Kansas City, Missouri 64105

Place
Stamp
Here

The Partnership for Children, an initiative of the Heart of America United Way and the Greater Kansas City Community Foundation and Affiliated Trusts, mobilizes powerful and effective voices to speak out for the children of metropolitan Kansas City. The Partnership stands for the principle that children are our most valuable vulnerable human resource, and works for change on behalf of children.

To : Jen

Fr: Nicole

Adult Bros & Partnership for Children
report card & info follow

FAX # 202/456-9412

~~Part 2 of Jap~~
Part 3 of Jap



Leadership

An initiative of the Heart of America United Way and the Greater Kansas City Community Foundation & Affiliated Trusts, the Partnership for Children is governed by a steering committee drawn from the boards of directors of the two organizations and the community.

Heart of America United Way, Inc. 1995 Board of Directors

Rev. Earl Abel, pastor, Palestine Missionary Baptist Church of Jesus Christ

Mary Jane Barnes, community volunteer

William S. Berkley, president and chief executive officer, Tension Envelope Company

Linda J. Carson, regional administrator, Administration for Children and Families, Department of Health & Human Services

J. Richard Devlin, executive vice president, Sprint

Frank C. DeRico, president, United Food & Commercial Workers, Local 576

William H. Dunn, Sr., chairman of the board, J.E. Dunn Construction Company*

Michael Fisher, president, Heart of America AFL-CIO

Michael T. Fleming, executive vice president, Mercantile Bank of Kansas City

Rafael Garcia, president, Rafael Architects, Inc.

Patricia A. Garney, Garney Companies, Inc.

Robert K. Green, executive vice president, UtiliCorp United, Inc.

Donald J. Hall, Jr., Hallmark vice president - creative, Hallmark Cards, Inc.

Mary Kay Homer, vice president - retail, First National Bank of Kansas

Norman Hudson, president, Kansas City Federation of Teachers, Local 691

Marcus Jackson, senior vice president - power supply, Kansas City Power & Light Company

Sylvester James, Jr., partner, Kenner and James

W. Jackson Letts, consultant, Fairbanks Morse Pump Division

Edward W. Mehrer, Jr., executive vice president administration, Marion Merrell Dow, Inc.

E. Wynn Fresson, vice chairman of the board, Health Midwest

Steve Rolling, vice president public affairs, Ewing Marion Kauffman Foundation

Connie Sanders, director of special services, Liberty Public School District

Al Santelean, chairman, community services committee, UAW Local 249

Donald R. Seifert, management services director, City of Olathe, Kansas

Susan M. Stanton, president and chief operating officer, Payless Cashways, Inc.*

Donald C. Uberroth, branch manager, AT&T

Phil Witt, news anchorman, WDAF-TV Channel 4

Robert C. Woodworth, president and publisher, The Kansas City Star*

Ex-Officio

William C. Nelson, chairman of the board, president, and chief executive officer, Boatmen's First National Bank*

Michael T. Logan, manager-installation/repair, Southwestern Bell Telephone Company

H. Eugene Doolley, president, YMCA of Greater Kansas City

Al Sassone, president, Heart of America United Way, Inc.*

Greater Kansas City Community Foundation & Affiliated Trusts 1995 Board of Directors

Rev. Earl Abel, pastor, Palestine Missionary Baptist Church of Jesus Christ

William S. Berkley, president and chief executive officer, Tension Envelope Company

Henry W. Bloch, chairman of the board, H&R Block, Inc.

Richard L. Bond, vice chairman of the board, Guaranty Bank & Trust

Joanne M. Collins, assistant vice president, United Missouri Bank of Kansas City

Laura A. Gray, community volunteer*

Betsy S. Fletcher, community volunteer

Anita B. Gorman, president, City of Fountains*

Richard C. Green, chairman of the board, president, and chief executive officer, UMBCorp United, Inc.

Adele C. Hall, community volunteer*

Paul H. Henson, chairman, Kansas City Southern Industries, Inc.

Dirue Jennings, president and chief executive officer, Kansas City Power & Light Company*

Herman A. Johnson, president, Herman Johnson Company

Jonathan M. Kemper, president, Commerce Bank of Kansas City

Robert A. Kipp, group vice president, Hallmark Cards, Inc.

Janice G. Kreamer, president, Greater Kansas City Community Foundation & Affiliated Trusts*

Ramon Murguia, attorney at law

William C. Nelson, chairman of the board, president, and chief executive officer, Boatmen's First National Bank*

David F. Oliver, partner, Bryan Cave LLP*

John H. Robinson, chairman emeritus, Black & Veatch

Beth K. Smith, adjunct professor, UMKC Bloch School of Business & Public Administration

Morton I. Sosland, chairman, Sosland Publishing Company

David Stanley, chairman of the board and chief executive officer, Payless Cashways, Inc.

James P. Sunderland, chairman of the board, Ash Grove Cement Company

Mildred L. Watson, former commissioner, Circuit Court of Jackson County, Juvenile Division

Robert C. Woodworth, president and publisher, The Kansas City Star*

Honorary Director

Floyd R. Gibson, senior judge, U.S. Court of Appeals, Eighth Circuit

Greater Kansas City Community Foundation & Affiliated Trusts 1995 Community Advisors

Rosa Bryant, community volunteer

Dwayne A. Crompton, executive director, KCMC Child Development Corporation*

John B. Deadwyler, Scientific Education Partnership

Paul Dinovitz, vice president and general manager, KMBC - TV Channel 9

Patricia A. Garney, Garney Companies, Inc.

Andrea C. Hall, vice president, K.C. Operations, Midwest Research Institute

Robert L. Henley, visiting professor, UMKC-School of Education

Stephen L. Hill, Jr., U.S. Attorney

Mary Lou Jaramillo, executive director, Mattie Rhodes Counseling & Art Center

Denise E. Jordan, managing editor, The Kansas City Globe

W. Terrence Kilroy, partner, Shughart Thomson & Kilroy P.C.

Sandra Lawrence, director for regional development, Midwest Regional Institute

Robert C. Levy, Selgfreid, Bingham, Levy, Selzer & Gee

Honorable Cordell D. Meeks, Jr., district court judge, Wyandotte County, Kansas*

Judy Melgoza, community volunteer

Lynn Mitchelson, executive vice president, Bank IV Kansas, N.A.

Jennings J. Newcom, Shook, Hardy & Bacon

James T. Nunnally, anti-drug programs division administrator, Jackson County Prosecutor's Office

John E. Palmer, president, EDP Enterprises, Inc.

Irene Salazar, minority health educator, Kansas City, Missouri Health Department

Elizabeth T. Solberg, executive vice president and senior partner, Fielesman-Hillard, Inc.

David H. Westbrook, president and chief executive officer, Corporate Communications Group, Inc.*

(*Denotes Partnership for Children Steering Committee members)

Forward



The citizens of Greater Kansas City have heard and responded to the Report Card's echoing community call to action. The deafening cry of our children has been met by an unsurpassed amount of enthusiastic support, which proves beyond a doubt that our community truly cares about the condition of its children. **Because of the inexhaustible efforts of individuals, agencies, organizations, neighborhoods, churches, media, health care providers, government, and thousands of volunteers, the overall grade for the 1995/96 Report Card has risen to a C.**

We know this incremental gain would not have been possible without the dedication and commitment of many in this community. We salute those who give unselfishly of themselves day after day, for they are the unsung heroes.

This year, in an attempt to acknowledge some examples of the positive efforts that are going on in our community, the

Partnership for Children has chosen to recognize four initiatives which we believe have helped to make a difference in the lives of our children during the past year. These pictures of hope have risen to the top of our *Honor Roll for Greater Kansas City's Children* and are highlighted throughout this document on pages 11, 13, 17, and 19. While we realize there are many in our community whose recognition is long overdue, these initiatives were selected because of the unique solutions they have contributed to the ever-growing problems our children and youth face every day.

You, too, can make a difference. The children of our community need your caring and involvement to grow up safe, healthy, and strong, and in some cases, just to grow up at all. Because where children live shouldn't affect whether they eat, sleep or are taken care of, we must continue to work as a community to smooth the startling inequities confronting so many of our young people today. We encourage you to act on behalf of ALL children — not just those in your own neighborhood, but those who live in neighborhoods across the metro area. Collectively, we can continue to make a difference for Kansas City's children!

William C. Nelson
Co-Chair, Steering Committee
President, Chairman, and CEO
Boatmen's First National Bank

Robert C. Woodworth
Co-Chair, Steering Committee
President and Publisher
The Kansas City Star

James M. Caccamo, Ph.D.
Executive Director
Partnership for Children

A Year Of Action



During 1995, the Partnership for Children worked with many community organizations and individuals to improve the grades within the Report Card. The time, energy, and resources dedicated by them is reflected by the significant improvement in this year's grade. Although the Partnership for Children's efforts were directed at a variety of issues, more emphasis was aimed in the direction of immunizations, teen violence, and child care.

Immunizations

The Partnership for Children has established a goal of fully immunizing every child in the Greater Kansas City area by the age of 2. Some of this year's efforts to reach that goal include:

- Working with the Mid-America Immunization Coalition, the Partnership for Children has assisted in organizing five immunization weekend events since April 1993. As a result of these weekends, nearly 9,000 children have been immunized with over 22,000 doses of vaccine.
- Many corporations and businesses have joined the Partnership for Children in developing strategies to reach families. For instance, for the last several years, Humana Health Care Plans has donated the proceeds from its annual Marathon, 10K Run, and Bee Wise Walk specifically toward efforts which raise immunization rates. In addition, Hallmark Cards has developed and is distributing a congratulatory card for new parents reminding them of the importance of immunizations.

A Year Of Action



- Local, county, and state health departments, as well as many individuals and organizations in the public and private sectors, continue to work with the Partnership for Children to find innovative ways to reach children and their families.
- The Kansas Legislature passed a bill proposed by the Partnership for Children which accomplished two things. First, it requires insurance carriers to cover the cost of vaccines, as policies are renewed, for all of their clients in Kansas, without being subject to a deductible, co-pay, or co-insurance requirement. Second, the bill allows parents to give written permission for another responsible adult (like a grandparent, uncle, aunt, brother, sister, or a child care provider) to present their young child for their immunizations.
- Efforts are underway to ensure the passage of similar legislation in the state of Missouri. A door-to-door campaign has begun to inform local legislators and constituents of the importance of immunizations.
- Collectively, our community has succeeded in raising the immunization rates of children under two from 56% to 72% in just one year.

"Squash It"

The "Squash It" campaign seeks to stem the levels of teen violence in the Greater Kansas City area by making it "cool and smart" to walk away from a violent confrontation. Efforts to promote the campaign include:

- More than 30 "Squash It" teams are being established in schools, youth-serving agencies, and neighborhoods.
- Over 50 conflict resolution training sessions were held with youth groups.
- The Partnership for Children facilitated a public forum on youth violence issues, which empowered youth to discuss solutions to the problems with both local and national leaders.
- Heightened awareness of the campaign continues through various media outlets, including billboards, radio and television public service announcements, and "snipes" located on over 500 Coca-Cola vending machines in local middle- and high-schools.
- Support of the campaign has continued at the national level by inclusion of the "Squash It" message in fall storylines to be seen on network television shows.
- The "Squash It" campaign was moved under the purview of YouthNet, which will integrate aspects of the campaign into existing programs offered to their clientele.



A Year Of Action

Child Care

One goal of the Partnership for Children is to improve the quality of child care in the metro area. Research clearly demonstrates that a well educated and trained child care provider has the ability to deliver better, higher quality child care.

- In 1995, the Partnership for Children worked with the Francis Child Development Institute to replicate its successful model for child care training in Missouri. Unique to the Francis Child Development Institute is the ability to provide quality training for providers for either college credit or continuing education purposes.
- Working with other child care leaders in the Greater Kansas City area, the Partnership for Children assisted in the development of the EduCare model, which focuses on the training of in-home child care providers.



Other Areas of Advocacy

YouthWork

Hoping to find meaningful work for our youth, the Partnership for Children has worked with YouthNet over the last year to match youth with employers who would provide a meaningful employment opportunity, as well as a consistent and positive role model, in a young person's life. Many positive relationships have come out of the program:

- A "YouthWork Hotline" was established to assist youth in locating employment. Two youth were hired to answer the hotline, which received a total of 158 calls.
- Transportation to and from work was provided for 105 young people. Vans were leased and bus passes were distributed to youth who lived on or near bus lines.
- As a result of these efforts, 172 youth were employed and supported during the summer.

Opening of Schools

Public school buildings can provide safe places for young people to enjoy structured, recreational activities during non-school hours. The notion of bringing a community around schools located in neighborhoods is one that the Partnership for Children endorses.

- Recently, the Partnership for Children was successful in persuading the Kansas City, Missouri School District to waive the "facility usage fee" required for using public school buildings. This fee is an amount charged by the district above and beyond those expenses incurred through staff, security personnel, custodial services, and electricity.
- Other school districts, including Center, Independence, Fort Osage, Shawnee Mission, and Kansas City, Kansas, are considering opening their public school buildings for similar purposes.

"We must realize that our children, as adults, will live by the example and values we impart. Their future contributions and achievements will be a direct 'teaching' of what they 'learn' from us today."

**Rafael I. Garcia, AIA, NCARB
President
Rafael Architects, Inc.**

Overview



"D+." Significant gains were seen in the Safety & Security and Teen Years categories. However, the most substantial gain was made in the area of Health. The Education grade was unchanged. Child Care will continue to remain "Incomplete" until five years of data are collected and a trend can be established.

Grading Metropolitan Kansas City

Grades are based on data for 19 different benchmarks that are widely regarded as good measures of children's well-being. Data for each benchmark were analyzed to determine:

- Whether the situation in metropolitan Kansas City was improving, stabilizing, or getting worse, based on five years of information;
- Whether the situation in metropolitan Kansas City was better or worse than the national average; and,
- Distance from the Year 2000 goal (when available)

The method of assigning grades, as well as further information about

Overview



REPORT CARD	1995/96
Safety & Security	D-
Health	B-
Child Care	Incomplete
Education	B
Teen Years	D+
Overall Grade	C

The Partnership for Children and its panel of community leaders (see page 28) have assigned the grade of "C" to the overall status of children in Greater Kansas City. The grade is the result of an analysis of existing data on children and families within the five-county, bi-state metropolitan area — including Clay, Jackson, and Platte counties in Missouri and Johnson and Wyandotte counties in Kansas.

This marks the first year of improvement in the Report Card's overall grade, as all three previous Report Cards have received an overall grade of

"D+." Significant gains were seen in the Safety & Security and Teen Years categories. However, the most substantial gain was made in the area of Health. The Education grade was unchanged. Child Care will continue to remain "Incomplete" until five years of data are collected and a trend can be established.

Grading Metropolitan Kansas City


Grades are based on data for 19 different benchmarks that are widely regarded as good measures of children's well-being. Data for each benchmark were analyzed to determine:

- Whether the situation in metropolitan Kansas City was improving, stabilizing, or getting worse, based on five years of information;
- Whether the situation in metropolitan Kansas City was better or worse than the national average; and,
- Distance from the Year 2000 goal (when available)

The method of assigning grades, as well as further information about interpreting Report Card 1995/96, is explained on page 20.

Explanation of Grades

- A = Excellent
- B = Good
- C = Needs improvement
- D = Seriously deficient
- F = Failing
- INCOMPLETE = Insufficient information available



Benchmark Chart

Metro Kansas City Children's Benchmark Chart

The following chart provides a summary glance of Greater Kansas City's performance in each of the benchmarks used to evaluate the well-being of our children.

Category	1994/95 Grade	1995/96 Grade	5-Year Trend	K.C. vs. National Average	PCT. Of Year 2000 Goal
Overall Grade	D+	C			
Safety & Security	F	D-			
Violent Crime			Stabilizing	Worse	N/A
Child Abuse & Neglect			Worsening	Same	N/A
Aid to Families with Dependent Children			Incomplete	N/A	N/A
Health	C-	B-			
Early Prenatal Care			Improving	Better	Within 10%
Low Birth Weight			Stabilizing	Worse	Within 25-49%
Infant Mortality			Improving	Worse	Within 11-24%
Immunizations			Improving	Better	Within 25- 49%
Women, Infants & Children Program			Worsening	N/A	N/A
Child Care	Incomplete *				
Quality					
Cost to Parents					
Capacity vs. Demand					
Resource and Referral					
Education	B	B			
School Readiness			Improving	N/A	Within 10%
Achievement Scores			Stabilizing	Better	N/A
High School Completion			Stabilizing	Same	Within 11-24%
Post-Graduate Success			Incomplete	N/A	N/A
Teen Years	D-	D+			
Teen Births			Improving	Worse	Within 25-49%
Alcohol & Other Drug Use			Improving	Worse	Within 50-74%
Teen Homicides			Worsening	N/A	N/A


N/A = Data not available for U.S. or the Year 2000 goal.

Incomplete - Data not available for metro area.

For a more detailed explanation of this chart, see the Data Appendix on page 20.

* A grade could not be assigned to Child Care based on the established grading system which uses five-year trend analysis (1995 marks the second year of data collection), comparison to national data (not available for benchmarks), and distance from the Year 2000 goal.

Safety & Security



Report Card Category: Safety And Security 95/98 Grade: D-

Benchmark: Violent Crime

Violence has become one of society's most serious problems, whether behind closed doors or on the street. And the outrage over the level of violence has prompted an upsurge in community activism that is bearing results. Neighborhood policing and community after-school programs are helping to reduce the level of violence and increase the availability of safe places for children. For the first time in 6 years, the rate of violent crime is down in Missouri. (As 1993 data are not available yet for Kansas, the next Report Card will contain data for two years.)

In Greater Kansas City, Report Card 1995/96 Learned:

- In 1993, 12,377 crimes occurred on the Missouri side, a 12% decrease from the previous year. The crime rate per 100,000 dropped from 1,637 to 1,441.
- Of the 17,902 crimes that occurred in the metropolitan area in 1992, 13,992 occurred on the Missouri side.

- In 1992, the violent crime rate per 100,000 persons was 1,289 for the Kansas City area, compared to a national rate of 758.
- Wyandotte County's violent crime rate dropped 9% from 1990 to 1992. The rate climbed 22% in Johnson County during the same period.

Year 2000 Goal. Not yet established. Complete Data Appendix appears on page 21.

Benchmark: Child Abuse And Neglect

One in three victims of physical abuse in the U.S. is less than a year old and almost 90% of children who died of abuse and neglect in 1990 were under five years old. The stories of abuse that have come to light have made everyone more sensitive to the plight of children in danger, and reforms are under way to reduce the incidence of abuse.

In Greater Kansas City, Report Card 1995/96 Learned:

- In 1993, there were 20,239 reports of child abuse or neglect in the metropolitan area, up about 7% from the previous year. The reports

Safety & Security

represent 5.5% of the total number of children under 18.

- Evidence of abuse or neglect was found in about 3,500 or 17% of the reported cases.
- The highest incidence was in Jackson County with 2,691 confirmed cases, followed by Clay County with 313.
- Wyandotte County had a 50 percent drop in the number of confirmed cases of abuse between 1992 and 1993, although the rate of reported cases remained fairly stable

Year 2000 Goal. Not yet established. Complete Data Appendix appears on page 21.

Benchmark: Aid To Families With Dependent Children (AFDC)

The poverty rate in Kansas City has increased over the past decade with more than one-fourth of all families with children under 18 years of age with incomes below the federal poverty level (an annual income below \$14,763 for a family of four). This has increased the demand for Aid to Families with Dependent Children. With the uncertain future of welfare programs, the focus is shifting to the states to take care of those in need.

In Greater Kansas City, Report Card 1995/96 Learned:

- The number of children whose families received AFDC in 1993 increased to 48,763, up 6% from the prior year.
- Platte was the only county to show a decrease from 782 to 677.
- In the Kansas City area, 13% of all children under 18 received AFDC benefits, which is similar to the state rates in Missouri and Kansas.
- In Wyandotte County, 29% of children received benefits, compared to 18% in Jackson County, 5% in Clay County, and 4% in Platte and Johnson counties.

Year 2000 Goal. Not yet established. Complete Data Appendix appears on page 22.

"... Children are the future, and if we do not provide them happy, healthy, and safe environments in which to live and learn, then we have failed ... and it is the children who will pay the price of our failure."

**Officer Darren Ivey
K.C.P.D. Community Police Officer**

Honor Roll

A Picture Of Hope — "Squash It" Youth

"If you want to have a life, baby, squash it. Use your mind to keep from going crazy. "Squash It"."

This rap refrain from the "Squash It" campaign was penned by Michael "Mikey-d" Ruiz, youth leader of the local "Squash It" campaign. The 26-year-old joined the effort after attending a meeting with a friend of his to talk about gang violence. "I could relate to everything people were talking about. Then, two weeks after the 'Squash It' planning meeting, my friend was gunned down in a drive-by shooting," says Ruiz, in a soft voice that inspires people to lean in to listen. His commitment intensified.

Among many urban youths, walking away from a fight is perceived as cowardice. Through social engineering, "Squash It" plants the idea that real strength means using your head, not weapons, to resolve conflicts — using peers to get the message across.

Ruiz is one of several youths who have spent about 2,000 hours of time getting the "Squash It" campaign up and running in Kansas City. Now under the aegis of YouthNet, "Squash It" was brought here in October 1994 by the Partnership for Children as a prototype for the national campaign.

Ruiz and the other founding "Squash It" youth — Torrie McDonald, Ramon McGlothen, Rod Wilson, Chris Hill, Juan Lugo, and Michael Lee — have attended meetings, spoken to area community groups, and helped to create a complete marketing campaign.

The stories of the founding "Squash It" youth document just how tough it is to sell the idea of mind-over-metal to inner-city youth — and how much determination and energy they possess for the job.

Sixteen-year-old Chris Hill says, "I choose to live positive. I think about consequences. I always asks other kids, What about next year?"

The original "Squash It" youth have now invited others to join them, but continue to work as leaders in building the campaign. Their efforts have already shown signs of success. Kids report seeing the gesture used to quell fights in the 'hood. Perhaps the best evidence, a rival gang member recently called Ruiz and said, "I'm ready to squash our differences. What can I do?"

Health



Report Card Category: Health 95/96 Grade: B-

Benchmark: Early Prenatal Care

Prenatal care is one of the most cost-effective ways to give children a healthy start in life, a recognition that has prompted expanded services to low- and middle-income women and seen both national and local increases in the numbers of pregnant women who receive prenatal care.

In Greater Kansas City, Report Card 1995/96 Learned:

- About 85% of babies in the Kansas City area received prenatal care.
- The number of mothers who sought prenatal care has risen about 5% since 1987.
- The rates ranged from 80% in Jackson County to 94% in Johnson County.
- Kansas City remains above the national average of 78%.

Year 2000 Goal. 90% of all women should begin prenatal care within the first three months of pregnancy. Complete Data Appendix appears on page 22.

Benchmark: Low Birth Weight

Low birth weight is only one consequence of the lack of prenatal care. Infants who are born weighing less than 5.5 pounds are 20 times more likely to die in infancy. They face a greater risk of lifelong disabilities, such as mental retardation, blindness, deafness, and cerebral palsy.

In Greater Kansas City, Report Card 1995/96 Learned:

- The percentage of area babies born weighing less than 5.5 pounds remains fairly stable at 7.4.
- Kansas City is worse than the national average of 7.1%.
- There are wide variations between counties. In Platte and Johnson counties, the percentage is 5.1; in Wyandotte County, almost 10% of babies are low birth weight.
- African-American women in Kansas City are more than twice as likely to give birth to low birth weight babies.

Year 2000 Goal. Decrease low birth weight rate to no more than 5% of all live births. Complete Data Appendix appears on page 22.

Benchmark: Infant Mortality

In this country, 8.3 out of every 1,000 babies die during their first year of life, a rate that ranks behind 21 other nations including Japan, Germany, and Canada. The national rate has shown no improvement in 20 years.

In Greater Kansas City, Report Card 1995/96 Learned:

- The infant mortality rate per 1,000 births is 8.8, down significantly from 11.3 in 1987.
- In 1993, 192 babies died in Kansas City during their first year of life.
- The highest infant mortality rate is in Wyandotte County with 14.5 deaths per 1,000 births, followed by Jackson County at 10.2.
- The lowest infant mortality rate of 4.4 is in Johnson County.
- In Missouri and Kansas, African-American babies were twice as likely as White babies to die before their first birthday.

Year 2000 Goal. Reduce the death rate for infants to no more than 7 deaths per 1,000 live births. Complete Data Appendix appears on page 23.

Benchmark: Immunizations

Children are more likely to be fully immunized by the age of two than ever before. The fact that 10 of the most serious childhood diseases can be prevented through timely immunizations and that every dollar spent on

immunizations saves \$10 in medical treatment has made a compelling argument to make sure young children stay up-to-date with immunizations.

In Greater Kansas City, Report Card 1995/96 Learned:

- After rising slowly for the past several years, Greater Kansas City's immunization rate soared from 56% to 72% in 1994.
- Kansas City is ahead of the national rate of 65%, which is also up from 55% in 1992.
- In Jackson County, almost 90% of children are up-to-date on their immunizations by the age of 2.
- In Wyandotte County, the rate is only 31%.

Year 1996 Goal. Every child will be fully immunized by the age of two. Complete Data Appendix appears on page 23.

Benchmark: Women, Infants & Children (WIC) Program

As research has shown that every WIC dollar saves \$3.13 in Medicaid costs for low birth weight babies, the government has modified some of the child nutrition programs to reach more families. Under the new law, families can receive WIC benefits for 60 days while their nutritional risk assessment is processed.

In Greater Kansas City, Report Card 1995/96 Learned:

- The rate of aid to infants under age one receiving WIC benefits has gone down from 7,756 babies in 1993 to 7,570 in 1994.
- The rate of children aged one to five has more than doubled with 12,756 children in the program.
- About 16% of all infants receive WIC benefits.
- The rate among children aged one to five is 13%.

Year 2000 Goal. Not yet established. Complete Data Appendix appears on page 23.

"... In order to have a secure future, we must not forget that the greatest asset we hold for a brighter future is our children. Without that asset, we really have no future."

**Frank C. DeRiso
President
UFCW Local 576**

Honor Roll

A Picture Of Hope — The Kansas Legislature

"Do more with less" is the motto that has infused government of late. The Kansas Legislature, which won kudos from the Council of State Government for its efforts, used this credo to help children with the passage of cutting-edge immunization legislation. The Child Immunization Reform Act, a model for other state governments, corrects impediments to immunization on two fronts.

One component of the legislation, which became law on July 1, 1995, allows parents to delegate immunization consent to a relative or child care provider. "This is a big boost for working parents, who can now let grandparents, aunts or uncles, or child care providers bring their children in for shots," explains Senator Richard Bond, chairman of the Senate committee where the bill was drafted. Previously, a parent or legal guardian had to be present, which was a major barrier especially to lower income and single parents who couldn't be absent from their jobs. "Our goal is similar to the Partnership for Children's: We want all children immunized by age two," insists Senator Bond.

To further these aims, the second component of the reform act requires private insurance companies—as policies are renewed—to cover the cost of immunizations for children up to thirty-six months of age without a co-pay, co-insurance, or deductible requirement.

While mandates are usually anathema to insurance companies, this one was accepted with the help of a broad-based coalition of community groups and business leaders who convinced insurers that the bill made sense on multiple fronts. "None of the insurance companies opposed the measure. They understand that immunizations are clearly an illustration of how an ounce of prevention is worth a pound of cure," explains Representative David Adkins, the House sponsor of the bill.

Senator Bond reminds us that the passage of the Child Immunization Reform Act is just one element of the Kansas legislature's commitment to advocacy for children. "This law is very helpful; however, there are many children still not covered. There is an educational piece that needs to go along with this. We need an accurate tracking system to determine who is falling through the cracks."

Child Care



Report Card Category: Child Care 95/96 Grade: Incomplete

Benchmark: Quality

Research has recognized the long-term benefits of providing a safe and stimulating setting for children — including infants and toddlers — and has prompted both the public and private sectors to recognize the need for more options when it comes to affordable, high-quality child care. A critical step in this process is to increase the education of child care providers, and efforts have been targeted toward accomplishing this.

In Greater Kansas City, Report Card 1995/96 Learned:

- Two out of five children in child care are in a child care center or family child care home with at least one provider who has an associate of arts or a bachelor of arts degree in early childhood education.
- Two out of three children in child care are in a facility with at least one provider who is trained in CPR.

- Turnover among the teaching staff in child care centers was 50% in 1994.

Year 2000 Goal. 90% of children in child care will be cared for in child care centers or family child care homes where one staff person has an associate of arts or bachelor of arts degree in early childhood education. Complete Data Appendix appears on page 24.

Benchmark: Cost To Parents

A U.S. General Accounting Office study found that more government funds for child care are targeted to families in welfare-to-work programs than to low-income working families. The high cost of child care is a substantial percentage of low-income families' income. Without public support, low-income families cannot afford the child care they need to go to work, putting them at-risk of becoming or remaining dependent on welfare. Affordable, quality child care increases self-sufficiency and independence — for both parents and children.

Child Care

In Greater Kansas City, Report Card 1995/96 Learned:

- One-third of child care providers accept children whose fees are partially or fully subsidized with public funds.
- The average yearly price of infant care is \$4,950, more than half of a minimum wage earner's annual salary of \$8,840.
- A family with an infant and toddler pays about \$9,500 for child care yearly, which is approximately 25% of the annual median family income in Greater Kansas City.

Year 2000 Goal. 100% of child care providers will accept children whose fees are subsidized with public funds. Complete Data Appendix appears on page 24.

Benchmark: Capacity Vs. Demand

There are great shortages of affordable, high-quality child care. In addition, infant care in Kansas City is more difficult to find than care for toddlers and preschoolers.

In Greater Kansas City, Report Card 1995/96 Learned:

- For every infant living in the metropolitan Kansas City area, there are five toddlers and preschoolers.
- For every infant served in child care facilities, nine toddlers and preschoolers are served.
- One out of three child care centers and family child care homes reports the ability to provide care for children with special needs.

Year 2000 Goal. The ratio of infants to toddlers and preschoolers served in child care will equal the ratio of infants to toddlers and preschoolers living in the five-county metropolitan Kansas City area. Complete Data Appendix appears on page 24.

Benchmark: Resource And Referral

A strong network of support is being developed and child care information is more widely available than ever before, with better coordinated and more accessible resource and referral programs offered by area organizations and easier access available through the media.

In Greater Kansas City, Report Card 1995/96 Learned:

- 8,500 families received child care consumer education and counseling from resource and referral agencies during 1994.
- The families served by child care resource and referral agencies include nearly 11,000 children.

- More than half the families served by child care resource and referral agencies in 1994 include an infant.

Year 2000 Goal. The percentage of families receiving child care consumer education from resource and referral agencies will increase by 50%. Complete Data Appendix appears on page 25.



"The complacency that has caused so many children to live at risk has been replaced with the hard work of individual volunteers, families, civic organizations, and the private and public sectors ... We can't and won't stop until we establish a pattern of regular, preventive vaccinations for every single child. It's a great vision; we are limited only by our energy, creativity, and commitment."

**Kathleen F. Steele
Director, Region VII
U.S. Department of Health and Human Services**

Education



Report Card Category: Education 95/96 Grade: B

Benchmark: School Readiness

Social policy is beginning to catch up to research, which has documented just how important the first three years of a child's life are to building a foundation for lifelong learning. A child's development is much more vulnerable to environmental influence than previously recognized. The heightened attention to creating stimulating environments for young children is paying off in an increased percentage of children who are ready to learn when they enter school.

In Greater Kansas City, Report Card 1995/96 Learned:

- The percentage of children who are ready for school has continued to climb to 95%, up from 88% last year.
- Almost half of the school districts now report administering a school readiness test, up from only one-fifth in 1987.

Year 2000 Goal. 100% of children will start school ready to learn.

Complete Data Appendix appears on page 25.

Benchmark: Achievement Scores

While overall scores on aptitude tests are not rising, there have been gains in the gap that has historically existed between African-American and White students. From 1976 to 1994, the gap in scores on the Scholastic Assessment Test declined by 23% in the U.S.

In Greater Kansas City, Report Card 1995/96 Learned:

- At the grade- and middle-school levels, Kansas City students remain above the national average in reading and math skills.
- Average ACT scores have gone up slightly in Kansas City from 21.2 in 1992 to 21.4 in 1993, which is better than the national average of 20.8. The average SAT score locally is 1,054, compared to a national figure of 902.
- The highest average ACT score was in Johnson County at 22.6. The lowest was in Wyandotte County, where the average was 19.2.
- Clay, Platte, and Wyandotte counties increased the average SAT score from the previous year, while the rest of the counties showed a slight decrease.

Complete Data Appendix appears on page 25.

Benchmark: High School Completion

The lack of a high school diploma can hinder young people for the rest of their lives. High school drop outs will earn only 75% as much as those who graduate and face a three times greater risk of living in poverty. Yet, the drop out rate rose slightly in most of the metropolitan area.

In Greater Kansas City, Report Card 1995/96 Learned:

- All counties but Platte and Jackson experienced a decrease in the graduation rate over last year.
- The percentage of freshmen who went on to graduate has remained fairly stable at 73%, which is the same as the national rate.
- By county, the widest variation was between Wyandotte County with a graduation rate of 59% and Platte County, where 93% graduate.

Year 2000 Goal. Increase the graduation rate to at least 90%.

Complete Data Appendix appears on page 26.

Benchmark: Post-Graduate Success

Between 1985 and 1992, the share of 16- to 19 year-olds in the U.S. who were not working or attending school dropped 10%. About one in every 10 teenagers between the ages of 16 to 19 years of age was not enrolled in school in 1990. Only 44% of those teens were employed or in the armed forces.

In Greater Kansas City, Report Card 1995/96 Learned:

- While metropolitan school districts do not currently collect data on this benchmark, the Partnership for Children will work during the next year to gather relevant data.

Benchmark: Bond Issues

The passage of bond issues to maintain and equip schools is a measure of the community's willingness to support education. This year, both Kansas and Missouri showed increases in the rate of bonds passed — and demonstrated their determination to make sure students benefit from the latest in learning tools.

In Greater Kansas City, Report Card 1995/96 Learned:

- The Kansas City area passed 14 bond issues in 1994, of which one was resubmitted after previously failing.
- The pass rate was 86% in 1994, up 33% from the previous year.
- On the Kansas side, all six bond issues passed. On the Missouri side, six out of eight passed.

Complete Data Appendix appears on page 26.

Honor Roll

A Picture Of Hope — KCPT Kids Television 19

The imaginative and education-oriented children's programming on public television has always seemed like a good idea. Now research has proven the point. A University of Kansas study showed that area preschoolers from low-income families who watched educational programs for just 25 minutes a day were not only better prepared for school, but actually performed better on verbal and math tests than those who watched primarily adult programs and entertainment cartoons.

Getting kids ready to learn is the inspiration for the new KCPT Kids Television 19. Launched in January 1995, the pilot project is structured around 11 hours a day of programs provided by the PBS Ready-to-Learn Service, such as "Barney & Friends," "Sesame Street," "Storytime," "Lamb Chop's Play-Along," "Bill Nye the Science Guy," and "Where in the World Is Carmen San Diego?" KCPT then customizes the programming by adding in-between shorts on topics such as how to assess quality child care, ideas for potty-training, and where to go for health care or referral information. KCPT has established a Ready-to-Learn Advisory Board made up of representatives from over 50 child-centered organizations that helps KCPT target programming and plan information campaigns.

Sponsored by grants from the Courtney S. Turner Charitable Trusts, The Kansas City Star, and Blackwell Sanders Matheny Weary & Lombardi, L.C, Kids Television 19 also involves an extensive community outreach effort. "KCPT is distributing child care information, offering training sessions for primary and professional care-givers on how to maximize the benefits of the TV programs and conducting workshops and focus groups on media literacy," explains Michael Connet, vice president of education.

Since the short, local public-service spots began airing in April with a call-back number, the station has received more than 1,000 phone calls requesting more information.

"KCPT Kids Television 19 is more than just broadcasting, but a way to make connections with kids, care-givers, parents, and especially at-risk families," adds Connet.

"We are only 50% successful if all we do is broadcast," says Bill Reed, president of KCPT. "The other 50% is the extent we've made contact with the community."

Teen Years



Report Card Category: Teen Years 85/96 Grade: D+

Benchmark: Teen Birth Rate

About 83% of teens who give birth in the U.S. are from economically disadvantaged households, setting up cycles of poverty and hopelessness. Teenage mothers also threaten the next generation because they are far less likely to receive prenatal care and far more likely than older mothers to give birth to low birth weight babies at high risk of complications.

In Greater Kansas City, Report Card 1995/96 Learned:

- In Kansas City, about 12.1% of all babies were born to teenage mothers in 1993, down from 13.2% in 1990.
- Kansas City is below the national average of 12.4% and well below the Missouri rate of 13.9%.
- While the number of babies born to teenage girls increased from 61 per 1,000 teenage girls in 1980 to 68 in 1990, the overall percentage per total births has dropped steadily since 1990.

- In 1993, the percent of births to White teenage girls in Missouri was 11.7. Among non-Whites, it was 23.1%.

Year 2000 Goal. Decrease teen birth rate to 50 births per 1,000 teenage women. Complete Data Appendix appears on page 26.

Benchmark: Substance Abuse

Several area agencies have recognized that treating substance abuse means treating the barrage of pressures faced by teenagers today, such as depression, problems at home or at school, or peer pressure. This whole-person approach has seen results. While Kansas City still has higher rates of alcohol and marijuana abuse than the national average, the overall local rate of substance abuse has declined.

In Greater Kansas City, Report Card 1995/96 Learned:

- The rate of regular alcohol use among area eighth-graders declined from about 44% in 1988 to 34% in 1993. However, this is still higher than the nation's average of 26%.

- About six out of every 100 area eighth graders smoked marijuana monthly, and about 0.6% used cocaine in 1993, down dramatically from 2.5% in 1988.
- By the 12th grade, 63% use alcohol regularly in Kansas City, while the national average is only 51%. In 1988, the figure was 70%.
- About 21% of area 12th graders in 1993 used marijuana monthly.
- Cocaine use among area 12th graders is down from 5.4% in 1988 to 0.7% in 1993.

Year 2000 Goal. Reduce rates for 12- to 17-year-old youth to 12.6% for alcohol, 3.2% for marijuana, and 0.6% for cocaine. Complete Data Appendix appears on page 27.

Benchmark: Teen Homicides

Homicide is now the third leading cause of death in the 5- to 14-year-old age group in this country. Nationally, there was a 79% increase in the number of 10- to 17-year-olds who used firearms to commit murder between 1980 and 1990.

In Greater Kansas City, Report Card 1995/96 Learned:

- While the overall number of children between the ages of 15 to 19 has declined 20%, the rate of violence within this age group has gone up 25% in the last year.
- In the five-county area, 40 children between the ages of 15 to 19 were killed in 1993. In 1987, the number was 13.
- In 1993, almost 20% of the area's homicide victims were teenagers.
- While most teen homicides occurred in Jackson County with 32 murders, other areas were affected as well: Wyandotte County had six murders and Johnson County had two.
- There were no teen homicides in Clay or Platte County.

Year 2000 Goal. Not yet established. Complete Data Appendix appears on page 27.

"The importance of improving the lives of children is to prepare them for adulthood. Children require an environment of love and support in order to grow and develop, both mentally and physically, into responsible and productive citizens."

**The Honorable Carol Marinovich
Mayor
City of Kansas City, Kansas**

Honor Roll

A Picture Of Hope — The Kansas City Star

To expose a subject even more elusive than crime or corruption, The Kansas City Star launched the toughest and most extensive investigative series in its history last January.

"Raising Kansas City: Values and the Next Generation" is an in-depth look at values and how they affect young people. The year-long series, planned to comprise about 200 articles, has already involved more than 50 reporters, editors, artists, and photographers.

Each month, the Star focuses on one of the following twelve core values identified by a panel of community experts:

- | | |
|--|--------------------------|
| • Respect for self and the environment | • Courage |
| • Integrity | • Sense of awe and faith |
| • Understanding right from wrong | • Love of learning |
| • Compassion | • Tenacity |
| • Fairness | • Tolerance |
| | • Sense of boundaries |
| | • Altruism |

"We're taking a pro-active role in prompting community concern about the transmission of values. In some respect, it's advocacy journalism," says Art Brisbane, vice president and editor.

Each month, the Star provides a tool box, containing a guide to literature, resources, and how-to ideas for instilling the spotlighted value. Four workshops are being held during the year on discipline, children's literature, self-esteem, and volunteerism. In addition, the series includes "cause" stories that call attention to a need in the community and encourage a response.

By its mid-point, "Raising Kansas City" had already racked up a string of successes: over \$20,000 has been raised for various projects; 50 needy children were sent to summer camp and more than 300 mentors volunteered to work with area children and welfare mothers.

Another example of commitment to children's issues can be found on the editorial pages, where numerous editorials have appeared in support of child care, safety, and health concerns. "How we as a community deal with our youth is critical to what we as a society will become," says Richard Hood, vice president and editor of the editorial page. "Children's Issues are one of the highest priorities at the Star."

The Partnership for Children recognizes the difficulty of developing appropriate measurements as well as in interpreting existing data, and we do not presume that our method is the only valid approach. In doing this project, the limitations of existing information about children posed a major constraint. Much of the data needed to assess what is happening with children and families is either not collected, not available, inconsistent across state lines, out of date, or inaccurate.

We are indeed grateful to Elaine Tatham and the ETC Institute who continue to collect and assemble the data contained within each year's Report Card. It is only through their consistent use of established sources and adherence to stringent guidelines that we are able to report the data in such detail. While we realize organizations may report differing statistics (based on other, credible methods of collecting data), it is important to recognize that the trends reported within this document are similar to those which are being observed by separate sources outside the Partnership for Children.

We hope Report Card 1995/96 serves to identify gaps in existing data and gathering practices, so they may be improved. With such data, citizens and policy makers can be more fully informed about the needs of children in order to take appropriate actions to address these concerns.

Comments About This Report:

Three factors were used to assess benchmark categories in the Report Card:

Trend Analysis

In analyzing the trend for each children's benchmark, the most recent five years of data are presented. A trend is considered to be improving if performance improved for the most recent two years. If the pattern is not consistent for two consecutive years, we include the performance for a third year in our analysis. In any case in which the additional year does not demonstrate a clear trend, we compare the performance in the earliest year presented with the most recent year.

Comparison to National Average (better or worse)

The analysis of "better" or "worse" is based on whether metro Kansas City performed better or worse during the most recent year for which data are available. In some instances, the most recent comparable year extends back further than one year. If there are differences in what the local and national data represent, the differences are noted.

Comparison to the Year 2000 Goal

The assessment of metropolitan Kansas City in relation to a Year 2000 Goal is based on how close Greater Kansas City is toward reaching the goal. Most Year 2000 Goals are taken from already established national goals of Healthy People 2000 for health and America 2000 for education.

Grading Report Card 1995/96:

Grades are based on 1) trend analysis, 2) comparison to the national average, and 3) comparison to the Year 2000 Goal. For example, the overall grade for Health is based on how each of the five health benchmarks performs on these three factors.

Each benchmark receives:

- 4 points if the trend is improving; 2 if it is stabilizing; or 0 if it is worsening.
- 4 points if it is better than the national average; 2 if it is the same; or 0 if it is worse.
- 4 points if metro Kansas City is within 10 percent of the Year 2000 Goal; 3 if it is within 11-24 percent; 2 if it is within 25-49 percent; 1 if it is within 50-74 percent; and 0 if it is more than 74 percent away from the goal.
- "Incompletes" are assigned 1 point and mean that data are not available for the metro area.
- "Not Available" or "—" is dropped out of the computation and means that U.S. data are not available or the Year 2000 Goal has not been developed.
- For each benchmark under a Report Card category, the points are totaled and then divided by the number of points that were possible to receive.
- Grades are based on percentages, as follows:
 - A = 80-100 percent
 - B = 60-79 percent
 - C = 40-59 percent
 - D = 20-39 percent
 - F = Less than 20 percent
 - INCOMPLETE = Insufficient information currently available

Data Definitions

Violent Crime Data page 10

	1987	1990	1991	1992	1993
Number of Crimes					
Kansas City Area	12,477	16,006	17,885*	17,902	—**
Missouri Side ***	9,253	12,050	13,840	13,992	12,377
Johnson County	780	976	1,163	1,193	—
Wyandotte County	2,444	2,980	2,882	2,717	—
State of Missouri	26,504	35,357	37,281	36,918	37,191
State of Kansas	8,617	11,129	12,341	12,848	—
Crime Rate Per 100,000 Persons					
Kansas City Area	926	1,176	1,298*	1,289	—
Missouri Side **	—	1,427	1,628*	1,637	1,441
Johnson County	—	275	317	318	—
Wyandotte County	—	1,851	1,785	1,712	—
State of Missouri	524	683	723	710	711
State of Kansas	356	449	495	510	—
USA	610	732	758	758	746

* 367 of the increase in violent crimes between 1990 and 1991 was due to securing data for cities and communities under 25,000 population in Missouri counties; the rate per 100,000 would be 1,271, if those 367 were excluded.
 ** Kansas violent crime data were not available on the date of publication. Report Card 1996/97 will report both 1993 and 1994 data.
 *** Detailed data by county not available.

Definition: Violent crime is defined as the number of incidents of murder, rape, aggravated assault, robbery and non-negligent manslaughter.
Rate: Violent crime rate is the number of violent crimes per 100,000 residents. The rate is computed by dividing the number of violent crimes by the total population; that result is then multiplied by 100,000 to obtain the final rate.
Data Compilation Method: Data from the annual Missouri Crime Digest and Crime in Kansas reports were used as base information. For years prior to 1991, crime data for the five-county area exclude Missouri crimes in cities under 25,000. Beginning in 1991, more complete data were obtained. The county population estimates for 1991 used the estimates prepared by the Mid-America Regional Council (MARC), Research Data Center from the U.S. Census Bureau and National Planning Data Corporation data. The county and state population estimates for 1992 used the U.S. Census Bureau estimates for 1992. The rates are the number of violent crimes divided by the estimated total population. Missouri reports slightly larger estimates for the rates, because not all crimes are reported; so the rates shown in their annual reports will be slightly larger than the rates shown in this report. The rate for the Kansas City area will be slightly higher than the rate shown for 1986 through 1990 due to the exclusion of crimes in cities under 25,000 for Clay, Jackson, and Platte counties. Beginning with 1991, those crimes have been included. The rates for Johnson and Wyandotte Counties may differ from published rates in the Kansas Reports since populations used were the U.S. Bureau of Census estimates rather than the state's estimates.
Data Sources: Missouri Crime and Arrest Digest for 1966 to 1991, Missouri Department of Public Safety; Crime in Kansas Report for 1986 to 1991, Kansas Bureau of Investigation.

Child Abuse and Neglect Data page 10

	1988	1990	1991	1992	1993
Number of Reports					
Kansas City Area	16,000	17,049	18,568	19,002	20,239
Clay County	1,283	1,272	1,339	1,515	1,641
Jackson County	10,238	10,480	11,016	11,787	12,609
Platte County	467	487	574	590	622
Johnson County	1,194	1,622	2,272	2,049	2,274
Wyandotte County	2,818	3,188	3,367	3,061	3,093

State of Missouri	67,434	73,399	76,027	79,485	85,320
State of Kansas	23,181	22,142	22,278	23,090	26,256

	1988	1990	1991	1992	1993
Suspected Child Abuse					
Kansas City Area	2,957	2,949	3,440	3,440	3,500
Clay County	300	189	227	258	313
Jackson County	2,144	2,202	2,502	2,542	2,691
Platte County	112	147	189	170	175
Johnson County	186	182	214	140	154
Wyandotte County	215	229	308	330	167
State of Missouri	16,294	15,679	16,951	17,114	18,238
State of Kansas	2,587	2,269	2,158	3,011	2,274

1993 Percentages Per Children Under 18	Reports	Suspected or Confirmed
Kansas City Area	5.5%	0.9%
State of Missouri	6.3%	1.3%
State of Kansas	3.8%	0.3%
USA	4.5%	1.5%

Distribution of 1993 Reports	Suspected or Confirmed
Kansas City Area	17%
Clay County	19%
Jackson County	21%
Platte County	28%
Johnson County	7%
Wyandotte County	5%
State of Missouri	21%
State of Kansas	9%

Note: Percentages are relative to the total number of reported cases. Reports of child abuse are not unduplicated counts, so they need to be interpreted with care. In addition, 61 percent of reported abuse in the five-county area is "not substantiated." Missouri and Kansas use slightly different classification systems.

Definition: Child abuse is defined as reported abuse to children under the age of 18. Not all reports are substantiated; other reports identify problems in the home and preventative services are recommended/provided. Counts are "reported victims."

Rate: Child abuse rate is the number of reported child abuse incidents per 100 children under the age of 18. The rate is calculated by dividing the number of reported child abuse cases by the number of children under the age of 18; that result is then multiplied by 100 to obtain the final rate.

Data Compilation Method: Kansas used to have three reporting categories, but then began in 1991 to maintain four reporting categories: confirmed, eligible for services, unfounded, and none/not involved (no abuse or alleged perpetrator not involved). The reported Kansas data in this report uses the four categories. Kansas, however, is discontinuing the "eligible for services" category; that will be reflected in next year's report for 1994. Kansas also does not "freeze" the counts, but continues to update the status for each case as it becomes finalized. Missouri maintains four reporting categories: reason to suspect (proof of allegation) unsubstantiated (problems are determined and preventative services are recommended/provided), not substantiated (no proof of child abuse), and other (e.g., perpetrator not located). The "confirmed" Kansas reports for Johnson and Wyandotte counties were combined with the "reason to suspect" Missouri reports for Clay, Jackson, and Platte counties to obtain total estimates of "reason to suspect" reports.

Data Sources: Child Abuse and Neglect in Missouri, 1988-1993; Kansas SRS Youth and Adult Services; Statistical Abstract of the United States; National Committee For Prevention of Child Abuse.

Aid To Families With Dependent Children Data

page 11

Number of Children Receiving AFDC	1990	1991	1992	1993
Kansas City Area	36,819	42,351	46,159	48,763
Clay County	1,215	1,719	1,880	2,287
Jackson County	21,014	24,820	27,379	28,582
Platte County	363	561	738	677
Johnson County	2,692	3,246	3,534	3,944
Wyandotte County	11,535	12,005	12,628	13,173
State of Kansas	80,801	83,662	87,617	92,395
State of Missouri	137,693	155,052	166,571	172,049

Percentage of All Children Under Age 18	1990	1991	1992	1993
Kansas City Area	10%	12%	13%	13%
Clay County	3%	4%	5%	5%
Jackson County	13%	16%	17%	18%
Platte County	2%	3%	5%	4%
Johnson County	3%	3%	4%	4%
Wyandotte County	25%	26%	28%	29%
State of Kansas	12%	13%	13%	14%
State of Missouri	10%	12%	13%	13%

Definition: Households receiving Aid to Families with Dependent Children must have at least one child under age 18 and meet income requirements for family size. The Kansas data are unduplicated counts and the Missouri data are yearly totals divided by 12.

Data Sources: Mid-America Regional Council; Missouri Department of Social Services, Division of Family Services; Kansas Department of Social and Rehabilitation Services.

Early Prenatal Care Data

page 12

	1987	1990	1991	1992	1993
Number of Babies Whose Mothers Had Early Prenatal Care					
Kansas City Area	17,588	18,685	18,288	18,205	18,609
State of Missouri	59,392	61,376	61,133	60,262	60,613
State of Kansas	31,646	32,958	32,095	32,632	32,287
Rate, As Percentage of Total Births					
Kansas City Area	81.1	81.7	82.2	83.5	84.9
Clay County	85.0	84.6	85.3	87.1	85.8
Jackson County	76.9	75.2	76.3	77.3	79.5
Platte County	83.7	86.4	85.9	87.1	87.1
Johnson County	91.8	93.1	93.0	93.8	94.5
Wyandotte County	74.4	79.8	79.4	81.0	82.6
State of Missouri	79.4	77.6	77.9	79.3	80.7
White	81.9	81.6	81.6	83.1	84.4
Black/Other	67.3	59.8	60.9	63.0	64.9
State of Kansas	82.3	84.8	85.3	86.2	86.6
White	—	86.1	86.7	87.6	87.9
Black/Other	—	74.3	74.1	75.9	76.8
USA	74.4	75.8	76.2	77.7	—
White	77.9	79.2	79.0	84.9	—
Black	59.3	60.6	62.0	64.0	—
Hispanic	61.0	60.2	61.0	64.2	—

Definition: Early prenatal care is at least one prenatal care visit during the first trimester of pregnancy. Rates: Early prenatal rate for this report is the percentage of babies whose mothers had at least one visit to a doctor during their first

trimester. The rate is computed by dividing the number of babies whose mothers had at least one visit during their first trimester by the total number of births; that result is then multiplied by 100.

Data Compilation Method: Data were compiled from annual vital statistics reports from the states of Kansas and Missouri. The State of Kansas supplied detailed data not included in those reports. For each year, the total number of births to mothers receiving early prenatal care was divided by the number of live births in the five counties; that result was multiplied by 100 to obtain the reported percentage. For counties in Missouri, early prenatal care was defined as the number of women who have prenatal care during the first trimester. For counties in Kansas, early prenatal care was defined as adequate prenatal care. The State of Kansas defines adequate prenatal care as a series of requirements involving nine or more visits during the 36+ week gestation period; one key requirement is that at least one visit must occur during the first 14 weeks. Kansas publishes rates based on babies for whom complete information is available; those rates will be slightly higher (by 1 to 2 percent) than those shown for the State of Kansas and Johnson and Wyandotte counties. In addition, the definition for Kansas is more stringent than the definition used for Missouri.

Data Sources: Kansas Department of Health and Environment; Missouri Department of Health, State Center for Health Statistics; Statistical Abstract of the United States published by the Bureau of the Census; National Center for Health Statistics.

Low Birth Weight Data

page 12

	1987	1990	1991	1992	1993
Rate of Low Birth Weight Infants As Percent of Total Births					
Kansas City Area	7.4	7.2	7.1	7.2	7.4
Clay County	5.3	6.0	6.4	5.1	6.3
Jackson County	8.3	8.3	8.3	8.5	8.4
Platte County	6.9	5.4	5.9	6.4	5.1
Johnson County	4.9	5.0	4.7	5.0	5.1
Wyandotte County	10.0	8.7	8.3	8.5	9.9
State of Missouri	7.0	7.1	7.5	7.3	7.5
White	5.9	5.8	6.2	6.0	6.2
Black/Other	12.3	12.8	13.2	13.1	12.8
State of Kansas	6.3	6.2	6.2	6.5	6.6
White	5.7	5.7	5.6	6.0	6.0
Black/Other	10.6	10.7	10.6	10.3	11.1
USA	6.9	7.0	7.1	7.1	—
White	5.7	5.7	5.8	5.7	—
Black	12.7	13.3	13.6	13.4	—
Hispanic	6.2	6.1	6.1	6.1	—

	1987	1990	1991	1992	1993
Number of Low Birth Weight Infants					
Kansas City Area	1,601	1,638	1,586	1,562	1,617
State of Missouri	5,225	5,630	5,884	5,579	5,639
State of Kansas	2,437	2,428	2,329	2,451	2,449

Definitions: A low birth weight baby weighs less than 2,500 grams [5.5 pounds] at birth.

Rate: Low birth weight rate is the percentage of babies born who are less than 2,500 grams [5.5 pounds].

Data Compilation Method: Data were compiled from annual vital statistics reports from the states of Kansas and Missouri. For each year, the total number of births under 2,500 grams was divided by the number of live births in the five counties; that result was multiplied by 100 to obtain the reported percentage.

Data Sources: Kansas Department of Health and Environment; Missouri Department of Health, State Center for Health Statistics; Statistical Abstract of the United States published by the Bureau of the Census; and the National Center for Health Statistics.

Infant Mortality Data

page 12

	1987	1990	1991	1992	1993
Number of Infant Deaths					
Kansas City Area	245	205	195	205	192
State of Missouri	767	746	798	847	630
State of Kansas	353	325	337	332	325
Rate of Infant Mortality Per 1,000 Births					
Kansas City Area	11.3	9.0	8.6	9.4	8.8
Clay County	8.0	8.5	4.4	3.5	7.0
Jackson County	13.6	10.2	11.1	11.0	10.2
Platte County	10.8	6.3	7.7	10.0	7.5
Johnson County	8.2	5.2	4.9	6.8	4.4
Wyandotte County	10.9	11.9	11.4	13.6	14.5
State of Missouri					
White	10.2	9.4	10.2	8.5	8.4
Black/Other	8.9	7.7	7.8	6.9	7.1
	16.5	16.8	20.2	16.7	13.9
State of Kansas					
White	9.2	8.4	9.0	8.6	8.7
Black/Other	8.1	7.5	8.1	7.5	7.4
	18.2	15.0	16.1	18.3	18.8
USA					
	10.1	9.2	8.9	8.5*	8.3*

*Provisional rate

Definition: Infant mortality is the death of a live infant that occurs within the first year after birth.

Rate: Infant death rate is the number of infant deaths per 1,000 live births. The rate is computed by dividing the number of infant deaths by the total number of live births; that result is multiplied by 1,000 to obtain the final rate.

Data Compilation Method: The numbers of births and infant deaths were obtained by adding the numbers for each of the five counties. The obtained number of infant deaths was divided by the number of births; that result was multiplied by 1,000.

Data Sources: Kansas Department of Health and Environment; Missouri Department of Health, State Center for Health Statistics; National Center for Health Statistics.

Immunization Data

page 12

Fully Immunized As Pct. of Children

	1990	1992	1993	1994
Kansas City Area	52%	51%	56%	72%
Clay County	50%	49%	41%	67%
Jackson County	55%	47%	58%	86%
Platte County	30%	48%	48%	84%
Johnson County	61%	65%	68%	68%
Wyandotte County	34%	34%	32%	31%

"I can think of no greater mission than to direct our resources, our energy, our creativity, and our voices to make things better for Kansas City's children. We must make this our highest priority."

David S. Odegard
Managing Partner
Odegard Outdoor Advertising

State of Missouri	62%	44%	49%	66%
State of Kansas	51%	52%	55%	—
USA	40-60%	55%	65%	—

Note: Missouri changed the method from "up-to-date" criteria to "age appropriately immunized." The latter is a more stringent definition and requires that the immunizations be received within 30 days of the recommended age. For comparative purposes, both the 1992 and 1993 data are shown using the new method. It is also important to recognize that the estimates are based on samples and not on 100% counts. The samples in 1992 were significantly lower than the samples used in 1993.

USA (Individual Immunizations) for 1991, ages 1 to 4

	All	White	Black/Other
DTP (Diphtheria - tetanus - pertussis)*	66%	69%	55%
Polio*	51%	53%	42%
Measles, Mumps, Rubella**	78%	78%	76%

*3 or more doses

**measles, measles/rubella, measles/mumps, measles/mumps/rubella

Definition: Fully immunized by age 2 is the completion of all recommended immunizations (e.g., tetanus, pertussis, diphtheria, polio, mumps, measles, and rubella).

Rate: Fully immunized rate is the percentage of school age children in kindergarten and grade 1 who have completed the recommended series of immunizations by age 2. The rate is computed by dividing the number of children who are adequately immunized by the total number in kindergarten and grade 1.

Data Compilation Method: For each of the five counties, the immunization rate was multiplied by the number of 5 and 6 year-old children to obtain an estimate of fully immunized children by age 2. Those estimates were added to obtain a five-county estimate of fully immunized children by age 2. That estimate was divided by the five-county estimate of total children ages 5 and 6; that result was multiplied by 100 to obtain the percentage for the Kansas City area. It is important to remember that immunization is based on age 2, not ages 5 and 6, although the data were collected at ages 5 and 6. The Kansas City area estimate was obtained by dividing the number of fully immunized children by the estimated number of 5- and 6- year-old children. County estimates of fully immunized children were obtained by multiplying the county rate times the number of children ages 5 and 6. Those county estimates were added to obtain the estimate for the five-county area.

Data Sources: Federal Bureau of the Census; Mid-America Regional Council; Kansas Department of Health and Environment; Missouri Department of Health, State Center for Health Statistics; Statistical Abstract of the United States; USA Centers for Disease Control. (1) *Vaccination Coverage of 2-year-old Children—United States 1992-93*. Morbidity and Mortality Weekly Report, April 22, 1994, and (2) *Low Vaccination Levels of US Preschool and School-age Children*. Journal of the American Medical Association, March 16, 1994.

WIC Data

page 13

	1989	1990	1992	1993	1994
Number of Infants (under age 1)					
Kansas City Area	—	6,736	7,524	7,756	7,570
Clay County	—	507	437	461	544
Jackson County	—	4,122	4,564	4,796	4,687
Platte County	—	15	221	215	311
Johnson County	477	571	642	683	587
Wyandotte County	1,446	1,521	1,660	1,601	1,441
State of Missouri	27,610	29,845	31,263	31,933	33,010
State of Kansas	11,929	12,308	14,030	13,795	13,690

Data Appendix

	1989	1990	1992	1993	1994
Number of Children (ages 1-5)					
Kansas City Area	—	5,813	8,992	9,929	12,756
Clay County	—	538	653	764	948
Jackson County	—	3,026	4,679	5,399	7,339
Platte County	—	92	306	319	384
Johnson County	647	611	1,125	1,167	1,269
Wyandotte County	1,999	1,546	2,229	2,280	2,816
State of Missouri	40,553	31,750	46,606	51,074	60,958
State of Kansas	24,091	19,204	27,886	29,581	33,915

Kansas City Percentage of Bi-State Total					
Ages, less than 1	—	16.0	16.6	16.9	16.2
Ages, 1-5	—	11.4	12.1	12.3	13.4

Definition: WIC infant participants must be under 12 months; children participants must be ages 1 to 5.

Data Compilation Method: Counts are average of monthly participation. The metropolitan share of Missouri and Kansas was obtained by dividing the five-county total by the sum for the two states; that number was multiplied by 100 to obtain the percentage. The decline for 1990 was impacted by a USDA decision to set the inflation rate lower than the actual inflation rate.

Data Sources: Kansas Department of Health and Environment; Missouri Department of Health.

Quality Data page 14

	KC Area		MO Counties		KS Counties	
	1994	1995	1994	1995	1994	1995
Child care providers participating in survey	459		154		305	
Enrollment of participating providers	13,951		8,010		5,946	
% of children in surveyed child care centers or family child care homes with a provider who has an A.A. or E.A. in early childhood*	26%	42%	31%	59%	24%	25%

Definition: Quality will be measured by the percentage of children cared for in child care centers or family child care homes where the director, primary provider, or at least one member of the teaching staff has completed an A.A. or B.A. in early childhood.

Data Compilation Method: Data were compiled from surveys completed during 1994 and 1995 by child care centers and family home child care providers. These results represent 41% of the child care centers and 51% of the family providers who were included in the random sample of 994 child care facilities receiving surveys in the five-county area.

*A revision in this survey question may have caused the change in the 1995 data. The 1995 survey requested information about the actual degrees completed by child care center staff. Last year's survey requested the degree required for teaching staff.

Data Source: Metropolitan Council on Child Care.

Cost to Parents Data page 14

	KC Area		MO Counties		KS Counties	
	1994	1995	1994	1995	1994	1995
% of providers surveyed that accept children whose fees are subsidized with public funds*	58%	35%	67%	53%	58%	26%

Definition: Cost to parents will be measured by the percentage of family child care homes or child care centers that accept children whose fees are subsidized with public funds.

Data Compilation Method: Data were compiled from surveys completed during 1994 and 1995 by child care centers and family home child care providers. These results represent 41% of the child care centers and 51% of the family providers who were included in the random sample of 994 child care facilities receiving surveys in the five-county area.

*This survey question measures the willingness of child care providers to accept children whose fees are subsidized. The state of Kansas changed the method of paying subsidies to child care providers in 1995. These changes may partially account for the drop in the percentage of providers in Kansas who are willing to accept children whose fees are subsidized. However, the SRS offices in Olathe and Wyandotte County indicate that their list of providers has not decreased.

Data Source: Metropolitan Council on Child Care.

Capacity vs. Demand page 15

	KC Area		MO Counties		KS Counties	
	1994	1995	1994	1995	1994	1995
Ratio of infants to toddlers and preschoolers enrolled in surveyed child care facilities	1:9	1:10	1:11	1:15	1:7	1:11
Ratio of infants to toddlers and preschoolers in five-county area	1:5		1:5		1:6	

Definition: Capacity vs. Demand will be measured by the ratio of infants to toddlers and preschoolers in child care centers and family child care homes compared to the ratio of infants to toddlers and preschoolers living in the five-county area. Infants are defined as children birth through 12 months, toddlers are children aged 13 through 23 months, and preschoolers are children aged 2 through 5 years.

"... As adults, we must make (our children's) lives as painless as possible. This takes a strong commitment from that child's partners, namely his or her parents or guardian. Love is the key to a successful childhood that leads to a successful adult."

**Michael Carter
President/General Manager
Carter Broadcast Group, Inc.**

Data Compilation Method: Data on the ratio of children enrolled in child care were compiled from surveys completed during 1994 and 1995 by child care centers and family home child care providers. These results represent 41% of the child care centers and 51% of the family providers who were included in the random sample of 994 providers receiving surveys in the five-county area. Data on the ratio of children living in the five-county area were compiled from the U.S. Census.

Data Source: Metropolitan Council on Child Care; U.S. Census.

Resource and Referral Data page 15

	1994
Number of families receiving child care consumer education	8,514

Definition: The measure will be the number of parents receiving child care consumer education from a child care resource and referral agency.

Data Compilation Method: Data were compiled from four collaborating resource and referral agencies that collect information from parents when making child care referrals.

Data Source: Day Care Connection; Child Care Association of Johnson County; Heart of America Family Services; YWCA of Kansas City, Missouri.

School Readiness page 16

School Year	School Districts Reporting	Schools Using KIDS* Participating	Number of Children	Percentage of Children Ready
1987-88	7	4	1,213	93
1993-94	14	12	3,708	95

* Kindergarten Inventory Developmental Skills

Data Compilation Method: School districts were asked to provide both the total number of children who took the test and the number of children who were considered "ready." The total number of children for all districts considered "ready" was divided by the total number of children who took the test; that value was multiplied by 100 to obtain the percentage of children considered "ready" to begin kindergarten. Most schools use the KIDS (Kindergarten Inventory Developmental Skills); other tests used include DIAL (Developmental Indicators Assessment Learning) and the Battello Developmental Inventory Screening Test.

Achievement Score Data page 16

	1987-88	1990-91	1991-92	1992-93	1993-94
ACT Average Composite Scores					
Districts Supplying Data	22	22	22	22	21
Students Taking Test	6,660	6,277	6,212	5,589	6,343
Kansas City Area					
Clay/Platte Counties	21.3	21.4	21.4	21.2	21.7
Jackson County	19.4	20.3	20.1	19.8	20.2
Johnson County	21.0	22.2	22.3	22.4	22.6
Wyandotte County	17.3	19.5	19.4	19.1	19.2
USA Average	18.7	20.6	20.6	20.7*	20.8

*The 1994/95 Report Card inadvertently listed this figure as 20.6.

Data Compilation Method: For each school district supplying data, the number of students who took the test was multiplied by the average score for that district. Those products were added and divided by the total number of students who took that test.

Data Sources: Metropolitan area school districts; Statistical Abstract of the United States; America College Testing Program in Iowa City, Iowa.

1987-88 1990-91 1991-92 1992-93 1993-94

SAT Average Scores

Districts Supplying Data	9	9	9	10	11
Students Taking Test	1,168	1,063	1,050	944	1,056
Kansas City Area					
Clay/Platte Counties	—	1,114	1,142	1,122	1,088
Jackson County	1,038	1,022	1,040	972	1,029
Johnson County	1,057	1,063	1,052	1,072	1,056
Wyandotte County	1,027	979	1,002	1,002	1,043
USA Average	906	900	896	899	902

Definition: The total SAT (Scholastic Aptitude Test) is used as the measure. The possible range is from 400 to 1600.

Data Compilation Method: For each school district supplying data, the number of students who took the test was multiplied by the average score for that district. Those products were added and divided by the total number of students who took that test.

Data Sources: Metropolitan area school districts; Statistical Abstract of the United States; College Entrance Examination Board in New York City.

1987-88 1990-91 1991-92 1992-93 1993-94

Fourth Grade Average Reading Scores

Kansas City Area					
Above norm/average?	Yes	Yes	Yes	Yes	Yes
Average Missouri Mastery and Achievement Test	318	330	333	336	330
Average Grade Level for Other Tests	4.8	4.7	4.6	4.8	5.0
Missouri Mastery and Achievement Tests					
State Average	300	311	311	323	323

Fourth Grade Average Math Scores

Kansas City Area					
Above norm/average?	Yes	Yes	Yes	Yes	Yes
Average Missouri Mastery and Achievement Test	320	330	326	332	330
Average Grade Level for Other Tests	4.9	4.8	4.7	4.8	5.2
Missouri Mastery and Achievement Tests					
State Average	300	311	303	321	324

Seventh Grade Average Reading Scores

Kansas City Area					
Above norm/average?	Yes	Yes	Yes	Yes	Yes
Average Missouri Mastery and Achievement Test	305	317	314	323	312
Average Grade Level for Other Tests	8.3	8.1	7.9	8.1	8.2
Missouri Mastery and Achievement Tests					
State Average	300	299	305	307	308

Seventh Grade Average Math Scores

Kansas City Area					
Above norm/average?	Yes	Yes	Yes	Yes	Yes
Average Missouri Mastery and Achievement Test	305	327	325	342	342
Average Grade Level for Other Tests	8.3	8.1	8.1	8.3	8.5
Missouri Mastery and Achievement Tests					
State Average	300	313	331	329	335

Data Appendix

High School Completion Data

page 17

	1987-88	1990-91	1991-92	1992-93	1993-94
Graduating Seniors as Percentage of Freshmen Three Years Earlier					
Kansas City Area	76%	72%	74%	74%	73%
Clay County	83%	77%	79%	82%	81%
Jackson County	72%	64%	67%	64%	65%
Platte County	85%	92%	92%	90%	93%
Johnson County	93%	93%	92%	90%	89%
Wyandotte County	53%	57%	58%	53%	59%
State of Kansas	83%	81%	82%	81%	79%
State of Missouri	81%	77%	78%	73%	73%
USA	73%	72%	71%	72%	73%

Definition: High school graduation is defined as obtaining a high school diploma.
Rate: Graduation rate is the percentage of high school graduating seniors relative to the number of freshmen students three years earlier. The rate is computed by dividing the number of seniors by the number of ninth grade students three years earlier; that result is then multiplied by 100 to obtain the final rate.

Data Compilation Method: Official fall enrollment data by grade and the numbers of graduates were obtained from the Kansas and Missouri Departments of Education for the years 1989 through 1992. The data were added for the five counties to obtain total enrollments by grades for those same years. The rates were obtained by dividing the number of graduating seniors by the number of freshmen three years earlier; that result was multiplied by 100 to obtain the displayed percentage. For example, the rate for 1992-93 is the percentage of graduating seniors during spring 1993 relative to the number of freshmen during fall 1989. Federal data were obtained from the National Center for Educational Statistics.

Data Sources: Missouri State Department of Education; Kansas State Department of Education; National Center for Educational Statistics; Statistical Abstract of the United States.

Bond Issue Data

page 17

	1987	1990	1992	1993	1994
Kansas City Area					
Number of Bond Issues	12	20*	10	10	14
Repeated	(3)	(8)	(2)	(4)	(1)
Percent Passed	42%	30%	70%	60%	86%
Percent Failed	58%	70%	30%	40%	14%
Kansas Side					
Passed	4	1	6	4	6
Failed	2	0	4	4	6
Missouri Side					
Passed	2	1	2	0	0
Missouri Side					
Passed	8	19	4	6	9
Failed	3	6	3	2	6
Failed	5	13	1	4	2

*One district had 14 bond issues with 2 passing; 6 of the 12 failures had majority support.

Data Compilation Method: The number of "Repeated Bond Issues" is the number of bond issues which had previously failed and were resubmitted to voters.

Data Sources: Metropolitan area school districts.

Teen Birth Data

page 18

	1980	1990
Females (15-19)	55,326	44,252
Rate of Teen Births Per 1,000 Women		
Kansas City Area	61.1	68.2
State of Missouri	57.5	62.9
State of Kansas	56.7	56.1
USA	53.0	58.1

	1987	1990	1991	1992	1993
Teen Births As Percent of Total Births					
Kansas City Area	12.2	13.2	12.8	12.9	12.1
Clay County	9.2	10.6	9.8	10.4	9.5
Jackson County	14.8	16.5	16.1	16.1	14.7
Platte County	9.2	9.4	8.5	8.0	9.4
Johnson County	4.7	4.8	5.0	4.7	5.0
Wyandotte County	18.8	20.1	19.5	20.7	20.4
State of Missouri	13.1	14.2	14.1	14.3	13.9
White	11.2	11.8	11.8	11.9	11.7
Black/Other	22.1	24.6	24.2	24.4	23.1
State of Kansas	11.1	12.1	12.0	12.2	12.7
White	9.9	11.0	10.8	11.0	11.5
Black/Other	21.0	20.8	20.9	21.2	21.1
USA	12.4	12.8	12.6	12.4	—
Black	22.6	23.1	22.1	21.9	—
Hispanic	16.3	16.8	16.8	16.7	—

	1987	1990	1991	1992	1993
Number of Teen Births					
Kansas City Area	2,655	5,018	2,854	2,805	2,642
Clay County	194	238	223	237	216
Jackson County	1,582	1,800	1,708	1,633	1,470
Platte County	68	79	77	72	88
Johnson County	243	278	278	266	292
Wyandotte County	568	523	568	597	576
State of Missouri	9,907	11,209	11,095	10,836	10,420
State of Kansas	4,271	4,693	4,507	4,621	4,722

	1987	1990	1991	1992	1993
Total Births					
Kansas City Area	21,691	22,833	22,243	21,812	21,912
State of Missouri	74,830	79,135	78,468	76,005	75,146
State of Kansas	38,435	38,872	37,630	37,848	37,283

	1987	1990	1991	1992	1993
Teen Births To Single Mothers As Percent of Teen Births					
Missouri	62.5	69.8	71.1	73.3	74.9
Kansas	55.7	63.1	67.3	69.3	70.9

	1987	1990	1991	1992	1993
Teen Births to Single Mothers As Percent of Total Births to Single Mothers					
Missouri	34.5	34.6	33.3	33.1	32.1
Kansas	36.3	35.5	34.8	34.9	34.9

Definition: A teen birth refers to a baby born to a woman, age 15 to 19.
Rates: Teen birth rate is the number of babies born per 1,000 women of that age group. The rate is computed by dividing the number of babies born to women, ages 15 to 19, by the total number of women, ages 15 to 19; that result is then multiplied by 1,000 to obtain the final rate. Teen percentage of total births is the percentage of total births born to women, ages 15 to 19. The rate is computed by dividing the number of babies born to women, ages 15 to 19, by the total number of babies; that result is then multiplied by 100 to obtain the percentage.
Data Compilation Method: Birth data were obtained from the annual vital statistics reports for Kansas and Missouri. The number of females, ages 15 to 19, for 1980 and 1990 were obtained from Federal Census Data. For each year, the total number of births for each of the five counties were added. To obtain the teen birth rate, the births to teens were divided by the number of females; that result was multiplied by 1,000. To obtain the teen percentage of total births, the births to teens were divided by the total number of births; that result was multiplied by 100 to obtain the percentage.

To : Jen

Fr: Nicole

Adult Bros & partnership for Children
report card & info follow

FAX # 202/456-9412



~~Part 2 of Job~~
~~Part 3 of Job~~
~~Part 4 of Job~~
~~Part 5 of Fax~~
Part 6 of Fax

Data Appendix

Data Sources: Federal Bureau of the Census; Mid-America Regional Council; Kansas Department of Health and Environment; Missouri Department of Health, State Center for Health Statistics; The State of America's Children; Statistical Abstract of the United States.

Alcohol, Marijuana, and Cocaine Use Data page 18

	8th Grade				12th Grade			
	1988	1990	1991	1993	1988	1990	1991	1993
Alcohol Rate Per 100 Youth								
Kansas City Area	43.8	36.6	36.2	34.4	69.7	63.1	63.5	62.9
State of Missouri	34.0	—	—	NA	64.0	—	—	NA
State of Kansas	12.1	10.2	12.6	12.7	29.2	28.2	27.2	29.2
USA	NA	—	25.1	26.2	63.9	57.1	54.0	51.0
Marijuana Rate Per 100 Youth								
Kansas City Area	7.9	4.8	5.5	5.8	22.3	17.0	15.3	20.5
State of Missouri	10.0	—	—	NA	25.0	—	—	NA
State of Kansas	2.2	1.7	2.4	2.1	5.4	4.4	5.1	5.3
USA	NA	—	3.2	5.1	18.0	14.0	13.8	15.5
Cocaine Rate Per 100 Youth								
Kansas City Area	2.5	2.3	1.1	0.6	5.4	3.3	1.7	0.7
State of Missouri	3.0	—	—	NA	5.0	—	—	NA
State of Kansas	0.8	0.8	0.9	0.8	1.6	1.4	1.8	1.0
USA	NA	—	0.5	0.7	3.4	1.9	1.4	1.3

Definition: Drug use is defined as the use of alcohol, marijuana, or cocaine at least one time within the last 30 days (from when the survey was conducted). Data are available for 8th and 12th grade students.

Rate: Drug use rate is the percentage of 8th (or 12th) grade students who have used alcohol, marijuana or cocaine at least one time during the last 30 days.

Data Sources: Project STAR, Ewing Marion Kauffman Foundation; National Institute on Drug Abuse: Monitoring the Future Study; Missouri Center for Health Statistics Publication No. 13; Statistical Abstract for the United States; Kansas Alcohol and Drug Abuse Service.

Teen Homicides Data page 19

	1987	1990	1991	1992	1993
Number of Teen Homicides					
Kansas City Area	13	23	26	32	40
Clay County	0	0	0	0	0
Jackson County	9	14	20	26	32
Platte County	0	1	0	0	0
Johnson County	0	0	3	0	2
Wyandotte County	4	8	3	6	6
State of Missouri	33	52	73	93	110
White	9	14	11	14	9
Non-White	24	39	62	79	101
State of Kansas	11	16	16	16	31
White	—	—	6	7	13
Non-White	—	—	10	9	18
Percentage of Total Homicides					
Kansas City Area	7.7	10.7	13.4	14.7	19.5
State of Missouri	7.0	11.2	10.1	15.9	18.3
State of Kansas	9.7	14.3	12.9	10.2	15.7

	1990	1993
Teens (Ages 15-19)		
Kansas City Area	89,646	87,958 (estimated)

	1990	1993
Teen Homicides Per 100,000 Teenagers		
Kansas City Area	26.0	45.5
State of Missouri	14.6	30.9
State of Kansas	9.3	17.6

Definition: Youth homicide is a death of a teenager caused by another person. **Rate:** Youth homicide rate is the number of homicides per 100,000 persons of that age group. The rate is computed by dividing the number of homicides by the total number of persons, ages 15 to 19; that result is then multiplied by 100,000 to obtain the final rate. Youth homicide percentage of total homicides is the percentage of homicides for persons, ages 15 to 19, relative to total homicides. The rate is computed by dividing the number of homicides to persons, ages 15 to 19, by the total number of homicides; that result is then multiplied by 100 to obtain the percentage.

Data Compilation Method: Prior to 1989, Kansas did not report county data for ages 15 to 19 separately; data were only reported for ages 15 to 24. For 1989 and 1990, one-third of the state homicides for ages 15 to 24 were ages 15 to 19. That percentage was applied to the Kansas county data for 1986 through 1988 to obtain estimates of the county homicides for ages 15 to 19. The data for the two Kansas counties were then combined with the data for the three Missouri counties. The percentages of total homicides were obtained by dividing homicides for ages 15 to 19 by the total number of homicides; that number was multiplied by 100 to obtain the percentage. The youth homicide rate per 100,000 teenagers was calculated for 1990 by dividing the number of homicides for ages 15 to 19 by the number of youths in that age group; that number was multiplied by 100,000 to obtain the rate. Legal intervention includes injuries by police or other law enforcement agents including military on-duty in the course of arresting or attempting to arrest lawbreakers, suppressing disturbances, maintaining order, legal execution, and other legal action.

Data Sources: Federal Bureau of the Census; Mid-America Regional Council; Kansas Department of Health and Environment; Missouri Department of Health, State Center for Health Statistics; Claritas (1993 population estimates).



Photo by Laura Maxwell Shultz

Steering Committee Members



WILLIAM C. NELSON
Co-Chairman,
Chairman, President & CEO
Spartan's First National Bank



ROBERT C. WOODWORTH
Co-Chairman,
President & Publisher
The Kansas City Star



BARBARA ALLMON
President
H&R Block Foundation



LAURA A. GRAY
Community Volunteer



DWAYNE A. CROMPTON
Executive Director
KCMC Child Development Corp.



JAM H. DUNN, SR.
Chairman of the Board
Construction Co.



JOHN B. FRANCIS*
President
Francis Families Foundation



ANITA B. GORMAN
Community Volunteer



MARJORIE D. GRANT*
Vice President
AMC Entertainment, Inc.



ADELE C. HALL
Community Volunteer



JUDY H. HUNT
Community Volunteer



ERNE JENNINGS
President & CEO
Power & Light Company



CHERYL JERNIGAN
President
Kansas City Area Hospital
Association



JANICE C. KREAMER
President
Greater Kansas City Community
Foundation



HON. CORDELL D. MEESKS, JR.
District Court Judge
Wyandotte County, Kansas



DR. ROBERT MENELLY
Community Volunteer



HON. CARLOS MURGUA
District Court Judge
Wyandotte County, Kansas



DAVID F. OLIVER
Partner
Oliver Cave LLP



BONNIE PETERSON
Vice President, Patient Services
Trinity Lutheran Hospital



KENDRA PRICE*
Youth Representative



AL SASSONE
President
Heart of America United Way, Inc.



SUSAN M. STANTON
President & COO
Payless Cashways, Inc.



WILLIAM TEMPEL
President & CEO
UMB Bank Kansas



DAVID P. THOMAS
Director, Community Affairs
Spring



LINDA WARD
Director, Investor Relations
Payless Cashways, Inc.



DAVID H. WESTBROOK
President & CEO
Corporate Communications Group,
Inc.



EUGENE R. WILSON*
President, Youth Development
Ewing Marion Kauffman Foundation

Acknowledgements

COMMUNITY PARTNERS:

Those with whom the Partnership for Children has worked during the past year to help improve children's lives

-A-

Ad Hoc Group Against Crime
AEP School, Shawnee Mission School District
AÉna
Allies for Children
AMC Entertainment, Inc.
American Academy of Pediatrics, Kansas Chapter
American Association of Retired Persons
American Red Cross
Associated Youth Services
Association for the Education of Young Children
Avila College

-B-

Bannister Mall
Barnes & Noble Bookstore
B Dalton Bookstores
Benton Foundation
Bernstein Rain Advertising, Inc.
Big Brothers/Big Sisters of Greater Kansas City
Black Health Care Coalition
Blue Cross Blue Shield of Kansas City
Blue Cross Blue Shield MO Valley Caring Program for Children
Blue Springs School District R-IV
Blue Valley Unified School District #229
Boatmen's First National Bank
Bonner Springs Unified School District #204
Borders Book Shop
Boys & Girls Clubs of Greater Kansas City
Boy Scouts of America
Bryan Cave, LLP
Business Men's Assurance

-C-

Center Broadcast Group
Catholic Chancery Diocese of Kansas City & St. Joseph
Catholic Charities
Cellular One
Center School District #58
Centers for Disease Control & Prevention
Ceryl Brady Associates
Child Care Association of Johnson County
Childhood Immunization Initiative
Children's Defense Fund
Children's Mercy Hospital
The Children's Partnership
The Children's Shelter
Child Watch Steering Committee
Citizens for Missouri's Children
The Civic Council of Greater Kansas City
Clay County Health Department
Clowns of America
Coalition for Positive Family Relationships
Coalition of Community Foundations for Youth
The Coca-Cola Bottling Company of Mid-America
Community Development Corporation of Kansas City
Connaught Laboratories, Inc.
Constable-Hodgins Printing Company
Consumer Credit Counseling Service
Corporate Communications Group, Inc.
Crackles and Clavans Special Needs Day Care

-D-

Day Care Connection
De La Salle Education Center
DeSoto Unified School District #232
Don Bosco Community Center
Dos Mundos

-E-

Edward F. Swinney Trust
ETC Institute
Excelsior Springs School District #40
Ewing Marion Kauffman Foundation

-F-

Family Investment Trust
Fort Osage School District R-1
Francis Child Development Institute
Francis Families Foundation
Friends of the Zoo
The Full Employment Council, Inc.

-G-

Gannett Outdoor
Gardner Unified School District #231
Gear for Sports
Genesis School
Grain Valley School District R-V
Grandview School District C-4
Greater Kansas City AFL-CIO
Greater Kansas City Association for the Education of Young Children
Greater Kansas City Chamber of Commerce
Greater Kansas City Community Foundation & Affiliated Trusts
Greater Kansas City Medical Managers' Association
Greater Kansas City Society of Pediatrics
Guadalupe Center

-H-

H&R Block
H&R Block Foundation
Hall Family Foundation
Hallmark Cards, Inc.
Harvesters
Head Start Transition
Health Care Financing Administration
Health Policy Institute Foundation
The Health Source of Grandview
Heart of America Family Services
Heart of America United Way, Inc.
Hickman Mills School District C-1
Hillside Christian Church
Housing Authority of Kansas City, Missouri
Humana Health Care Plans
Hyatt Regency Crown Center

-I-

The Independence Examiner
Independence Regional Health Center
Independence School District
Indian Springs Shopping Center

-J-

The Jack and Helen Miller Foundation
J.E. Dunn Construction Company
Jackson County Family Court
Jackson County Health Department
Jackson County Juvenile Court
Jackson County United Way
The Jewish Community Center
John S. & James L. Knight Foundation
Johnson County Community College
Johnson County Health Department
Johnson County Public Libraries

Junior League of Johnson & Wyandotte Counties in Kansas, Inc.
Junior League of Kansas City, Missouri, Inc.

-K-

Kaiser Permanente
Kansas Academy of Family Physicians
Kansas Action for Children
Kansas City Area Hospital Association
The Kansas City Business Journal
Kansas City Chiefs
Kansas City Community/Church Organization
Kansas City Consensus
The Kansas City Globe
The Kansas City Kansan
Kansas City Neighborhood Alliance
Kansas City Power & Light
Kansas City Royals
The Kansas City Star
Kansas City Southern Industries
Kansas City, Kansas Board of Education
Kansas City, Kansas Chamber of Commerce
Kansas City, Kansas Community College
Kansas City, Kansas Parks & Recreation
Kansas City, Kansas Police Department
Kansas City, Kansas Public Library System
Kansas City, Kansas USD #500
Kansas City, Missouri Board of Education
Kansas City, Missouri Health Department
Kansas City, Missouri Parks & Recreation
Kansas City, Missouri Police Department
Kansas City, Missouri Public Libraries
Kansas City, Missouri School District #33
Kansas City Zoological Gardens & Zoo
Docents
Kansas Department of Health & Environment
Kansas Kids Court
Kansas Legislature
Kansas Medical Society
Kansas National Guard
KCMC Child Development Corporation
KC-SHO Health Clinics
KCMO-810 AM
KCPT-TV 19
KCTV-TV 5
KCUR-89.3 FM
Kearney School District R-1
KFKF-64.1 FM
Kiwanis
KKCJ-106 AM
KLTH-99.7 FM
KMBC-TV 9
KMBZ-980 AM
KNHN-1340 AM
KPRS-103.3 FM
KSHB-TV 41
KSMD-TV 62
KTAJ-TV 16
KUDL-58 FM
KXTR-96.5 FM

-L-

Lee's Summit School District R-VII
Legal Aid of Western Missouri
Liberty School District #53
The Liberty Tribune
Local Initiatives Support Commission
Local Investment Commission
Loma-Medina Public Relations
Lone Jack School District C-6
Lollipop Land Child Development Center

-M-

Mark McDonald Photography
Maternal and Child Health Coalition
Maywood Willis Printing Company

McDonalds
Metropolitan Child Abuse Network
Metropolitan Community Colleges
Metropolitan Council on Child Care
Metropolitan Medical Society of Kansas City
Mid-America Coalition on Health Care
Mid-America Immunization Coalition
Mid-America Regional Council
Mid-Continent Public Libraries
Midwest Biotech Center
Midwest Research Institute
Missouri City School District #56
Missouri Department of Education
Missouri Division of Family Services
Missouri General Assembly
Missouri Kids Court
Missouri Medical Society
Missouri National Guard
Missouri Poster & Sign Company
Missouri Department of Health
ML & Associates
MOCSA
MPACT

-N-

National Alliance for Non-Violent Programming
National Center for Fathering
National Collegiate Athletic Association
National Committee for the Prevention of Child Abuse
National Federation of State High School Associations
National PTA
North Kansas City Hospital
North Kansas City Public Library
North Kansas City School District #74
North Platte School District R-1
The Northland Business Journal
Northland Cathedral
Northland United Way

-O-

Oak Grove School District R-VI
Office of the Governor, State of Kansas
Office of the Governor, State of Missouri
Office of the Insurance Commissioner, State of Kansas
The Olathe Daily News
Olathe Library
Olathe Medical Center
Olathe Region United Way
Olathe Unified School District #233
Operation Immunize

-P-

Parents As Teachers
Park Hill School District
Parochial Schools in Johnson & Wyandotte Counties
Paseo Academy of Visual & Performing Arts
Payless Cashways, Inc.
Peterson & Associates
Piper Unified School District #203
Platte County Health Department
Platte County School District R-III
Project Alert
Project EAGLE
Project Neighbor-HOOD
Providence Medical Center

-R-

Raytown School District #C2

Acknowledgements

Robert O'Byrne & Associates
The Rocketteller Foundation
Rockhurst College
Rosedale Methodist Church
Rotary International

-S-

The Salvation Army
Samuel U. Rodgers Health Center
School Nurses of Johnson County
Shawnee Mission Medical Center
Shawnee Mission Medical Center
Foundation
Shawnee Mission USD #512
The Simons Group
Smithville School District R-11
Soli's Plus Printing
Spring Hill Unified School District #230
Sprint
Sprint Foundation
St. Joseph Health Center
St. Luke's Hospital
St. Monica's School
Star Touch
STOP Violence Coalition
Stuff It Mail Service
Sun Publications, Inc.
Swope Parkway Health Center
Synergy House, Inc.

-T-

Tension Envelopa
Trinity Lutheran Hospital
Trustee-Midtown Community Center
Truman Medical Center
Turner Unified School District #209

-U-

UMB Bank Kansas
UMKC Institute for Human Development
United Community Services of Johnson
County
United Methodist Women
United Way Info-Line
United Way of Wyandotte County
University of Kansas Medical Center
University of Kansas Medical School
University of Kansas School of Nursing
University of Kansas Work Group on Health
Promotion & Community Development
Urban League of Greater Kansas City
U.S. Congressional delegations in Missouri
and Kansas
U.S. Department of Health & Human
Services
U.S. Department of Labor, Women's
Bureau
UllisCorp United

-V-

Village Presbyterian Church
Visiting Nurses Association
Volunteers. Literally hundreds of volunteers
from throughout the Kansas City
metropolitan area

-W-

Wal-Mart
WDAF-610 AM
WDAF-TV 4
West Platte School District R-11
What's Up Network
Whatever Community Center
Wyandotte County District Court, Juvenile
Division
Wyandotte County Health Department

Wyandotte County Sheriff's Department

-Y-

YMCA of Greater Kansas City
Youth Opportunities Unlimited, Inc.
Youth Volunteer Corps of America
YouthNet, Inc.
YWCA of Greater Kansas City

INDIVIDUAL CONSULTANTS

Carl Boyd
Mary Beth Gordon
Dr. Robert L. Henley
Chris Hill
Stephen L. Hill, Jr., U.S. Attorney
Michael Lee
Juanito Lugo
Tomie McDonald
Ramon McGlothen
Sister Vickie Perkins
Mike Ruiz
Mark Shapiro
Catherine Stark-Corn
Edward Williams
Rodriguez Wilson

PARTNERSHIP FOR CHILDREN STAFF

Dr. James Caccamo, executive director;
Lisa Adkins, director of public affairs; Carrie
Chambers Moffett, communications
manager; Dee Swindler, administrative
assistant

SPECIAL THANKS TO THE CONTRIBUTIONS OF OUR DATA POLICY ADVISORS

Andrea Anders, Metropolitan Council on
Child Care; Walter Bergen, MO Department
of Elementary and Secondary Education;
Jehannah Bryant, Kansas Action for
Children; Mona Burt, KS Department of
Health and Environment; Martin Carso, MO
Highway Patrol; Lisa Conaway, U.S. Bureau
of the Census; Stacey Daniels, Ph.D., Ewing
Marion Kauffman Foundation; Adele
Eberhart, Children's Mercy Hospital; Woody
Fitzmaurice, MO State Department of
Education; Max Foreman, MO Division of
Family Services; Jim Friedebach, MO
Department of Elementary and Secondary
Education; Debbie Fumek, MO Department
of Social Services; Bruce Gibson, MO
Department of Health; Carolyn Godinez, KS
Department of Social & Rehabilitation
Services; Dr. Grant, OERI Information
Branch, U.S. Department of Education; Beth
Griffin, Citizens for Missouri's Children;
Kelley Hayden, American College Testing
Program (ACT); Mary Ann Howerton, KS
Bureau of Investigation; Shane Illies,
Kansas City, MO Health Department; Bob
Jamison, Ewing Marion Kauffman
Foundation; Alice Kitchen, Children's Mercy
Hospital; Ken Kocharski, U.S. Department of
Health & Human Services; Rhonda Luther,
MO Department of Health; T.J. Matthews,
U.S. Department of Health & Human
Services; Marlene Nagel, Mid-America
Regional Council; Tom O'Brate, KS
Department of Health and Environment;
Christine Rinck, UMKC-Institute for Human
Development; Carla Rowley, KS Department
of Social & Rehabilitation Services; Mary
Sue Severance, United Way of Wyandotte
County; Annie Gru-Norman, MO Department
of Health; Karen J. Sommer, KS Department

of Health and Environment; Kim Taliaterro,
MO State Department of Education; Betsy
VancarVelde, Heart of America Family
Services; Steve Wall-Smith, University of
Missouri-Columbia; David Warm, Mid-
America Regional Council; Gary Watson,
KS State Department of Education; Richard
Whelen, U.S. Department of Education; Ron
Wiegert, KS Department of Social &
Rehabilitation Services; David Wiese,
National Commission to Prevent Child
Abuse; Karen Wulfruhle, United Community
Services of Johnson County.

OTHER ORGANIZATIONS TO PROVIDE TECHNICAL ASSISTANCE

Project STAR, Ewing Marion Kauffman
Foundation; National Immunization
Program, U.S. Centers for Disease Control
and Prevention; Statistical Abstracts of the
United States; U.S. Bureau of the Census;
Uniform Crime Reports; U.S. Department of
Justice; College Entrance Examination
Board (SAT); Statistical Analysis Center, KS
Bureau of Investigation; State Center for
Health Statistics, MO Department of Health;
Statistical Analysis, MO Highway Patrol;
National Center for Health Statistics; OERI
information Branch, U.S. Department of
Education; National Center for Health
Services; U.S. Department of Health and
Human Services.

Index

Achievement scores	9, 16, 25	Legislation	6, 15
AFDC	9, 11, 22	Low birth weight	9, 12, 13, 22
Alcohol & other drug use	9, 18, 19, 26	Opening of schools	7
Bond issues	9, 17, 26	Quality (child care)	9, 14, 24
Capacity vs. demand (child care)	9, 15, 24	Resource and referral (child care)	9, 15, 24
Child abuse & neglect	9, 10, 11, 21	Safety & Security	8, 9, 10, 11
Child Care	7, 8, 9, 14, 15, 17	School readiness	9, 16, 17, 25
Cost to parents (child care)	9, 14, 15, 24	Squash It	6, 11
Early prenatal care	9, 12, 22	Teen births	9, 18, 26
Education	8, 9, 16, 17	Teen homicides	9, 19, 27
Health	8, 9, 12, 13	Teen Years	8, 9, 18, 19
High school completion	9, 17, 25	Violent crime	9, 10, 21
Honor Roll recognition	4, 11, 13, 17, 19	WIC	9, 13, 23
Immunizations	2, 5, 6, 9, 13, 15, 23	YouthWork	7
Infant mortality	9, 13, 23		



Credits

SOUNDING THE ALARM FOR GREATER KANSAS CITY'S CHILDREN

Fourth annual Report Card & Briefing Book to examine the status of children in the five-county metro area

Publication Date: October 5, 1995

Special Thanks To: Andrea Anders, Dalene Bradford, Carol Cowden,

Data Compilation: Elaine Tatham, Ed.D., ETC Institute
Andrea Anders, Metropolitan Council on Child Care

Duane Hallock, Mike Hurd, Nancy Parks, Gina Pulliam, Catherine Stark-Corn, Elaine Tatham, and the Steering Committee's Report Card Committee

Writers: Loring Leifer and Carrie Chambers Moffett

Design and Production Courtesy Of:

Editors: Carrie Chambers Moffett and Dee Swindler

Corporate Communications Group, Inc.

Photography: Mark McDonald Photography

The Report Card And Data Briefing Book Have Been Endorsed By:

William T. Esrey, chairman and CEO, Sprint

Hon. Gordell D. Meeks, Jr., Wyandotte County district court judge

SuEllen Fried, community volunteer

Robert B. Rogers, chairman and CEO, Ewing Marion Kauffman Foundation

Anita Gorman, community volunteer

Rev. Thomas Savage, S.J., president, Rockhurst College

Joseph McGuff, retired editor, The Kansas City Star

U.S. Senator Nancy Kassebaum, Kansas Republican

Major Contributors

AMC Entertainment, Inc.

Francis Families Foundation

Bernstein Rein Advertising, Inc.

Greater Kansas City Community Foundation &

The Civic Council of Greater Kansas City

Affiliated Trusts

Coalition of Community Foundations for Youth

H&R Block Foundation

Corporate Communications Group, Inc.

The Hail Family Foundation

Ewing Marion Kauffman Foundation

Heart of America United Way, Inc.

Metropolitan Life Insurance Company

The Jack & Helyn Miller Foundation

The Kansas City Star

Sprint Foundation

Edward F. Swinney Trust

Valentine Radford Advertising

Major Partners

Boys and Girls Clubs of Greater Kansas City

Greater Kansas City Chamber of Commerce

Center for Health Communication, Harvard

Heart of America Family Services

School of Public Health

Kansas Action for Children

Child Care Association of Johnson County

Kansas City, Missouri School District

Children's Defense Fund

Kansas Department of Health & Environment

Children's Mercy Hospital

Kansas Operation Immunize

Citizens for Missouri's Children

Kiwanis International

Coalition of Community Foundations for Youth

Metropolitan Council on Child Care

Day Care Connection

Mid-America Immunization Coalition

Full Employment Council

Mid-America Regional Council

Missouri Department of Health

Public Health Departments, Greater Kansas City

The Rockefeller Foundation

Rotary International

Swope Parkway Mobile Immunization Project

United Methodist Women

YMCA of Greater Kansas City

YouthNet

YWCA of Greater Kansas City

Collectively, We Are Improving The Lives of Metro Kansas City's Children

- Violent crime rates are down
- Nearly three-fourths of children are fully immunized by the age of 2
- Achievement scores remain above the national averages
- More mothers are seeking prenatal care
- Fewer babies died during their first year of life
- Fewer babies are born weighing less than 5.5 pounds
- Fewer infants receive WIC benefits
- Fewer teens are having babies
- Fewer eighth graders are using alcohol

**Be sure to look inside for the
four initiatives being recognized in the first-ever
*"Honor Roll for Greater Kansas City's Children"***



PARTNERSHIP FOR CHILDREN

The Partnership for Children is indebted to Corporate Communications Group, Inc.,
for its generous donation of design and production services related to the 1995/96 Report Card and Briefing Book.

© Copyright 1995 Partnership for Children